

Portfolio Summary										
Instrument	Name	Currency	6m	1y	3y	5y	Hist. Yield	Portfolio Expense	FE Risk Score	
Portfolio	Grayside\Grayside SRI Balanced Growth - Sep 12	GBP	-5.88	-5.96	13.60	27.82	2.23	0.74	58	
Benchmark	Grayside - Grayside SRI Balanced Growth Composite - Sep 12	GBP	-4.36	-4.70	19.84	30.25	0.00	-	56	

Performance figures to last month end

Portfolio Expense - The portfolio expense is calculated using the weighted value of the Ongoing Costs Ex Ante of the portfolio constituents. Where the Ongoing Costs Ex Ante is not available the OCF is used, and where this is not available the TER is used. Please note: Historic yield figures will only be provided for funds with at least 12 months of performance history.

Portfolio Composition											
Fund Manager	Name	Original % Holding	Current % Holding	3 Months				1 Year			FE Crown Rating
				Hist. Yield	Perf.	Est. Contrb	Qtl	Perf.	Est. Contrb	Qtl	
Liontrust Fund Partners LLP	Sustainable Future Corporate Bond 2 Inc - Feb 01	10.00	10.05	3.78	-1.71	-0.17	4	-3.63	-0.36	4	★★★★★
Rathbone Unit Trust Mgmt Ltd	Ethical Bond Inst Acc - May 02	10.00	10.09	4.07	-1.11	-0.11	4	-3.08	-0.31	4	★★★★★
Kames Capital plc	Ethical Corporate Bond B Acc - Apr 00	9.00	9.12	3.02	-0.04	0.00	1	-1.89	-0.17	2	★★★★★
EdenTree Investment Management	Amity International B - Sep 99	7.00	6.89	2.00	-11.51	-0.81	3	-9.81	-0.69	4	★★★★★
EdenTree Investment Management	Amity Short Dated Bond B Gr Inc - Sep 17	7.00	7.10	0.81	0.02	0.00	1	-0.39	-0.03	1	N/A
FundRock Partners Ltd	WHEB Sustainability C Acc - May 09	7.00	6.99	0.01	-13.13	-0.92	3	-6.00	-0.42	3	★★★★★
Royal London Unit Tst Mgrs Ltd	Ethical Bond M Acc - Jan 07	7.00	7.09	3.56	-0.37	-0.03	1	-1.26	-0.09	1	★★★★★
Quilter Investors Limited**	Ethical Equity R Acc GBP - Sep 05	6.50	6.52	0.75	-13.80	-0.90	4	-14.76	-0.96	4	★★★★★
EdenTree Investment Management	Amity Sterling Bond B - Apr 08	6.00	6.03	4.04	-0.92	-0.06	2	-2.29	-0.14	3	★★★★★
Stewart Investors (UK)	Worldwide Sustainability B Acc GBP - Nov 12	5.00	5.15	0.56	-5.40	-0.27	1	0.51	0.03	1	★★★★★
EdenTree Investment Management	Amity UK B - Mar 88	4.50	4.34	2.15	-12.99	-0.58	3	-12.21	-0.55	3	★★★★★
Kames Capital plc**	Ethical Equity B Acc - Jan 95	4.00	3.86	2.02	-16.75	-0.67	4	-17.41	-0.70	4	★★★★★
Liontrust Fund Partners LLP	Sustainable Future UK Growth 2 Acc - Feb 01	4.00	3.90	1.38	-14.10	-0.56	3	-6.65	-0.27	1	★★★★★
Pictet Asset Management (Europ)**	Global Environmental Opportunities I dy GBP - Sep 10	4.00	3.96	0.00	-10.19	-0.41	2	-7.59	-0.30	3	★★★★★
Standard Life Investments	UK Ethical Ret Platform 1 Acc - Mar 98	4.00	3.89	1.34	-17.77	-0.71	4	-14.47	-0.58	4	★★★★★
Unicorn Asset Management	UK Ethical Income B Acc - Apr 16	3.00	2.99	4.21	-8.29	-0.25	1	-9.65	-0.29	2	N/A
Index	Bank Of England Base Rate - Jan 75	2.00	2.04	-	0.19	0.00	-	0.61	0.01	-	N/A
Total Portfolio		100.00	100.00	2.23	-6.62			-5.96			
Selected Benchmark	Grayside - Grayside SRI Balanced Growth Composite - Sep 12				-5.40			-4.70			

Performance figures to last month end, rebased in Pounds Sterling, ordered by largest original holdings.

Estimated contribution values are based on the percentage weightings being correct at the start of the analysed performance period.

Original weightings reflect the weightings at the last portfolio change - 01/11/2018.

Please note: Historic yield figures will only be provided for funds with at least 12 months of performance history.

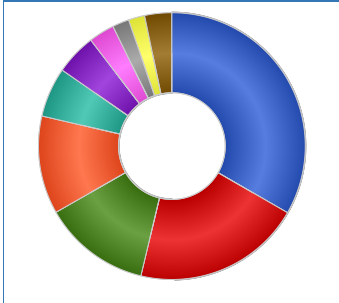
** The history of this unit/share class has been extended, at FE's discretion, to give a sense of a longer track record of the fund as a whole.

Portfolio Ratios							
Fund Manager	Name	Volatility	Alpha	Beta	Sharpe	r ²	
Liontrust Fund Partners LLP	Sustainable Future Corporate Bond 2 Inc - Feb 01	5.77	0.04	0.73	0.18	0.62	
Rathbone Unit Trust Mgmt Ltd	Ethical Bond Inst Acc - May 02	4.10	1.71	0.48	0.29	0.52	
Kames Capital plc	Ethical Corporate Bond B Acc - Apr 00	4.26	0.40	0.50	0.00	0.54	
EdenTree Investment Management	Amity International B - Sep 99	10.42	1.35	1.21	0.50	0.52	
EdenTree Investment Management	Amity Short Dated Bond B Gr Inc - Sep 17	-	-	-	-	-	
FundRock Partners Ltd	WHEB Sustainability C Acc - May 09	13.47	0.93	1.42	0.43	0.43	
Royal London Unit Tst Mgrs Ltd	Ethical Bond M Acc - Jan 07	4.71	1.14	0.57	0.25	0.56	
Quilter Investors Limited	Ethical Equity R Acc GBP - Sep 05	11.76	-0.57	1.39	0.36	0.54	
EdenTree Investment Management	Amity Sterling Bond B - Apr 08	3.46	1.45	0.39	0.11	0.50	
Stewart Investors (UK)	Worldwide Sustainability B Acc GBP - Nov 12	10.96	5.23	1.33	0.92	0.57	
EdenTree Investment Management	Amity UK B - Mar 88	10.25	-5.15	1.11	0.00	0.45	
Kames Capital plc	Ethical Equity B Acc - Jan 95	12.78	-8.82	1.25	-0.01	0.37	
Liontrust Fund Partners LLP	Sustainable Future UK Growth 2 Acc - Feb 01	11.48	-0.60	1.26	0.29	0.46	
Pictet Asset Management (Europ)	Global Environmental Opportunities I dy GBP - Sep 10	10.94	3.27	1.33	0.73	0.57	
Standard Life Investments	UK Ethical Ret Platform 1 Acc - Mar 98	15.20	-4.54	1.27	0.00	0.27	
Unicorn Asset Management	UK Ethical Income B Acc - Apr 16	-	-	-	-	-	
Index	Bank Of England Base Rate - Jan 75	0.05	0.44	0.00	0.00	0.06	
Total Portfolio		6.35	-0.96	0.87	0.13	0.73	
Selected Benchmark	Grayside - Grayside SRI Balanced Growth Composite - Sep 12	6.22	0.00	1.00	0.44	1.00	

Ratio figures based on last 36 months total return performance, rebased in Pounds Sterling. Ratio figures are annualised where applicable.

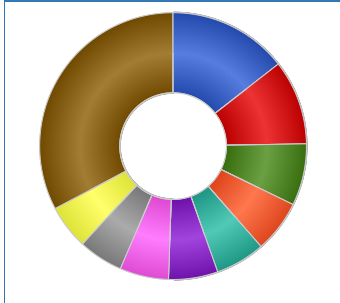
The benchmark for each holding is the portfolio benchmark.

Asset Allocation



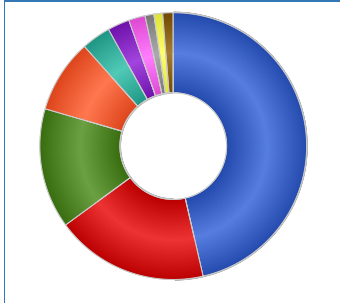
Name	Original %	Current %
Global Fixed Interest	33.32	33.86
UK Equities	20.42	19.94
UK Fixed Interest	13.01	13.12
North American Equities	11.88	11.89
Other International Equities	6.02	5.92
European Equities	4.96	5.00
Money Market	3.12	3.11
Undisclosed	2.00	2.04
Japanese Equities	1.99	2.01
Others	3.28	3.31

Sector Allocation



Name	Original %	Current %
Financials	14.46	14.43
Industrials	10.27	10.17
Telecom, Media & Technology	7.49	7.44
Insurance	6.33	6.38
Consumer Products	6.03	6.03
Health Care	5.97	5.95
Utilities	5.90	5.92
Services	5.45	5.37
Banks	5.36	5.40
Others	32.74	32.91

Region Allocation



Name	Original %	Current %
UK	46.41	46.16
International	18.53	18.68
North America	14.57	14.56
Europe ex UK	8.88	8.93
Money Market	3.55	3.56
Japan	2.66	2.67
Undisclosed	2.00	2.04
Europe	1.07	1.07
Pacific Basin	1.06	1.05
Other	1.26	1.28

Top 10 Holdings

Rank	Company Name	Current %
1	Undisclosed	2.04
2	PRUDENTIAL PLC	0.51
3	GLAXOSMITHKLINE	0.51
4	UNILEVER	0.49
5	AXA 5.453% UNDATED BDS GBP100000	0.48
6	WATERS CORP	0.43
7	PRUDENTIAL PLC 5.625% RESETBL DTD NTS 20/10/51 GBP T2	0.41
8	XYLEM INC	0.41
9	KINGSPAN GROUP	0.35
10	GILLIAM CNTY ORE SOLID WASTE DISP	0.35

Portfolio breakdown and holdings are based on latest published data for each constituent which may have different publication dates. Original % is based on current holdings and should be used as a guide. Original weightings reflect the weightings at the last portfolio change - 01/11/2018.

