

Portfolio Summary										
Instrument	Name	Currency	6m	1y	3y	5y	Hist. Yield	Portfolio Expense	FE Risk Score	
Portfolio	Grayside\Grayside SRI Progressive Growth - Sep 12	GBP	5.00	4.49	34.74	45.87	1.87	0.78	67	
Benchmark	Grayside - Grayside SRI Progressive Growth Composite - Sep 12	GBP	6.72	6.11	39.37	51.40	0.00	-	67	

Performance figures to last month end

Portfolio Expense - The portfolio expense is calculated using the weighted value of the Ongoing Costs Ex Ante of the portfolio constituents. Where the Ongoing Costs Ex Ante is not available the OCF is used, and where this is not available the TER is used.

Please note: Historic yield figures will only be provided for funds with at least 12 months of performance history.

Portfolio Composition											
Fund Manager	Name	Original % Holding	Hist. Yield	1 Year			3 Years			FE Crown Rating	
				Perf.	Est. Contrb	Qtl	Perf.	Est. Contrb	Qtl		
EdenTree Investment Management	Amity International B - Sep 99	7.50	2.00	6.69	0.50	4	57.09	4.28	3	👑	
FundRock Partners Ltd	WHEB Sustainability C Acc - May 09	7.00	0.01	11.55	0.81	3	68.18	4.77	2	👑	
Quilter Investors Limited**	Ethical Equity R Acc GBP - Sep 05	7.00	0.88	3.68	0.26	4	59.13	4.14	3	👑	
Stewart Investors (UK)	Worldwide Sustainability B Acc GBP - Nov 12	7.00	0.56	9.08	0.64	3	64.52	4.52	2	👑👑👑	
EdenTree Investment Management	Amity UK B - Mar 88	6.00	2.15	3.28	0.20	4	23.40	1.40	4	👑	
Kames Capital plc**	Ethical Equity B Acc - Jan 95	6.00	1.94	3.58	0.21	3	21.25	1.27	4	👑	
Liontrust Fund Partners LLP	Sustainable Future Corporate Bond 2 Inc - Feb 01	6.00	3.74	0.42	0.03	2	16.89	1.01	1	👑👑👑	
Rathbone Unit Trust Mgmt Ltd	Ethical Bond Inst Acc - May 02	6.00	4.01	0.54	0.03	1	16.85	1.01	1	👑👑👑👑	
Jupiter Unit Trust Mgrs Ltd	Ecology I Acc - Apr 88	5.50	0.72	2.14	0.12	4	51.13	2.81	4	👑	
EdenTree Investment Management	Amity Short Dated Bond B Gr Inc - Sep 17	5.00	0.65	0.03	0.00	3	-	-	-	N/A	
EdenTree Investment Management	Amity Sterling Bond B - Apr 08	5.00	4.11	0.88	0.04	1	13.41	0.67	2	👑	
F&C (BMO Global Asset Manageme**	Responsible UK Income 2 Acc - Aug 03	5.00	3.25	4.02	0.20	2	24.94	1.25	3	👑	
Kames Capital plc	Ethical Corporate Bond B Acc - Apr 00	5.00	3.04	0.03	0.00	3	10.78	0.54	4	👑	
Liontrust Fund Partners LLP	Sustainable Future UK Growth 2 Acc - Feb 01	5.00	1.38	12.44	0.62	1	49.87	2.49	1	👑👑👑👑	
Pictet Asset Management (Europ**	Global Environmental Opportunities I dy GBP - Sep 10	5.00	0.00	7.32	0.37	4	68.30	3.42	2	👑👑	
Royal London Unit Tst Mgrs Ltd	Ethical Bond M Acc - Jan 07	5.00	3.62	1.44	0.07	1	15.36	0.77	1	👑👑👑	
Standard Life Investments	UK Ethical Ret Platform 1 Acc - Mar 98	5.00	1.34	8.16	0.41	1	38.50	1.92	2	👑👑👑	
Index	Bank Of England Base Rate - Jan 75	2.00	-	0.51	0.01	-	1.23	0.02	-	N/A	
<b>Total Portfolio</b>		<b>100.00</b>	<b>1.87</b>	<b>4.49</b>			<b>34.74</b>				
<b>Selected Benchmark</b>	<b>Grayside - Grayside SRI Progressive Growth Composite - Sep 12</b>			<b>6.11</b>			<b>39.37</b>				

Performance figures to last month end, rebased in Pounds Sterling, ordered by largest original holdings.

Estimated contribution values are based on the percentage weightings being correct at the start of the analysed performance period.

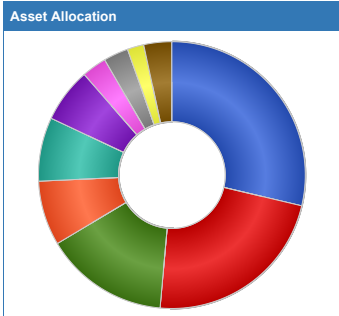
Please note: Historic yield figures will only be provided for funds with at least 12 months of performance history.

\*\* The history of this unit/share class has been extended, at FE's discretion, to give a sense of a longer track record of the fund as a whole.

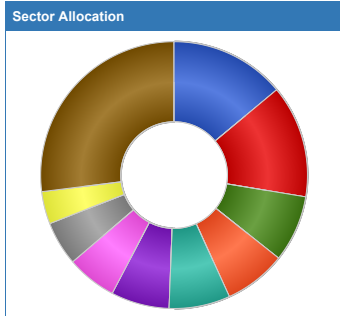
Portfolio Ratios						
Fund Manager	Name	Volatility	Alpha	Beta	Sharpe	r <sup>2</sup>
EdenTree Investment Management	Amity International B - Sep 99	8.90	0.35	0.92	1.43	0.85
FundRock Partners Ltd	WHEB Sustainability C Acc - May 09	11.12	-0.49	1.12	1.39	0.82
Quilter Investors Limited	Ethical Equity R Acc GBP - Sep 05	9.82	0.33	0.95	1.35	0.75
Stewart Investors (UK)	Worldwide Sustainability B Acc GBP - Nov 12	9.80	2.35	0.90	1.49	0.67
EdenTree Investment Management	Amity UK B - Mar 88	8.69	-2.10	0.94	0.43	0.84
Kames Capital plc	Ethical Equity B Acc - Jan 95	11.12	-4.46	1.14	0.28	0.76
Liontrust Fund Partners LLP	Sustainable Future Corporate Bond 2 Inc - Feb 01	5.73	0.34	1.20	0.32	0.95
Rathbone Unit Trust Mgmt Ltd	Ethical Bond Inst Acc - May 02	4.03	2.04	0.78	0.45	0.80
Jupiter Unit Trust Mgrs Ltd	Ecology I Acc - Apr 88	8.90	-0.58	0.90	1.27	0.81
EdenTree Investment Management	Amity Short Dated Bond B Gr Inc - Sep 17	-	-	-	-	-
EdenTree Investment Management	Amity Sterling Bond B - Apr 08	3.43	0.37	1.03	0.23	0.81
F&C (BMO Global Asset Manageme	Responsible UK Income 2 Acc - Aug 03	8.39	-0.27	0.96	0.50	0.84
Kames Capital plc	Ethical Corporate Bond B Acc - Apr 00	4.29	-0.31	0.91	0.00	0.97
Liontrust Fund Partners LLP	Sustainable Future UK Growth 2 Acc - Feb 01	9.55	4.10	0.98	1.15	0.77
Pictet Asset Management (Europ	Global Environmental Opportunities I dy GBP - Sep 10	9.41	4.32	0.83	1.64	0.62
Royal London Unit Tst Mgrs Ltd	Ethical Bond M Acc - Jan 07	4.70	-0.27	1.37	0.29	0.75
Standard Life Investments	UK Ethical Ret Platform 1 Acc - Mar 98	13.09	-1.35	1.29	0.61	0.71
Index	Bank Of England Base Rate - Jan 75	0.04	0.41	0.00	0.00	0.00
<b>Total Portfolio</b>		<b>6.22</b>	<b>0.61</b>	<b>0.85</b>	<b>1.12</b>	<b>0.75</b>
<b>Selected Benchmark</b>	<b>Grayside - Grayside SRI Progressive Growth Composite - Sep 12</b>	<b>6.36</b>	<b>3.84</b>	<b>0.67</b>	<b>1.29</b>	<b>0.81</b>

Ratio figures based on last 36 months total return performance, rebased in Pounds Sterling. Ratio figures are annualised where applicable.

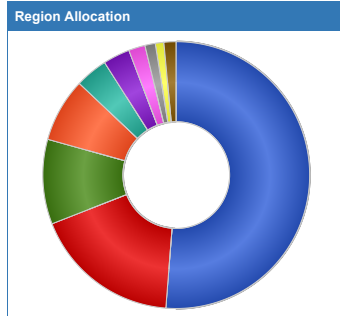
The benchmark for each holding is each holding's own sector.



Name	Original %
UK Equities	28.70
Global Fixed Interest	22.71
North American Equities	15.02
European Equities	7.84
UK Fixed Interest	7.73
Other International Equities	6.57
Money Market	3.03
Japanese Equities	3.00
Undisclosed	2.00
Others	3.39



Name	Original %
Financials	13.96
Industrials	13.65
Consumer Products	8.07
Services	7.52
Health Care	7.39
Telecom, Media & Technology	7.08
Basic Materials	6.07
Utilities	5.34
Insurance	3.93
Others	26.98



Name	Original %
UK	51.25
North America	17.81
Europe ex UK	10.27
International	7.73
Japan	3.92
Money Market	3.25
Undisclosed	2.00
Europe	1.24
Pacific Basin	1.05
Other	1.48

Top 10 Holdings	Original %
1 Undisclosed	2.00
2 GLAXOSMITHKLINE	0.81
3 UNILEVER	0.79
4 XYLEM INC	0.77
5 PRUDENTIAL PLC	0.73
6 SMITH(DS) PLC	0.69
7 WATERS CORP	0.47
8 HENKEL AG & CO KGAA	0.43
9 ANSYS INC	0.42
10 KINGSPAN GROUP	0.41

Portfolio breakdown and holdings are based on latest published data for each constituent which may have different publication dates. Portfolio start date is required to calculate current weightings.

