



Portfolio Summary									
Instrument	Name	Currency	6m	1y	3y	5y	Hist. Yield	Portfolio Expense	FE fundinfo Risk Score
Portfolio	Grayside\Grayside SRI Balanced Growth - Sep 12	GBP	5.00	12.03	21.05	35.76	1.37	0.63	43
Benchmark	Grayside - Grayside SRI Balanced Growth Composite - Sep 12	GBP	4.27	10.72	18.89	31.77	0.00	-	46

Performance figures to last month end

Portfolio Expense - The portfolio expense is calculated using the weighted value of the Ongoing Costs Ex Ante of the portfolio constituents. Where the Ongoing Costs Ex Ante is not available the OCF is used, and where this is not available the TER is used.

Please note: Historic yield figures will only be provided for funds with at least 12 months of performance history.

Portfolio Composition		3 Months					1 Year			FE fundinfo Crown Rating
Fund Manager	Name	Original % Holding	Hist. Yield	Perf.	Est. Contrb	Qtl	Perf.	Est. Contrb	Qtl	
EdenTree Investment Management	Responsible and Sustainable Short Dated Bond B - Sep 17	10.00	0.98	-0.34	-0.03	2	0.05	0.00	3	WW
Royal London Unit Tst Mgrs Ltd	Short Term Money Market Y Acc - Jul 99	9.00	0.07	-0.01	0.00	2	-0.04	0.00	2	WW
EdenTree Investment Management	Responsible and Sustainable Sterling Bond B - Apr 08	5.00	3.35	-0.44	-0.02	4	3.70	0.18	3	WW
EdenTree Investment Management	Responsible and Sustainable UK Equity B - Mar 88	5.00	1.02	3.99	0.20	1	27.39	1.37	3	WW
Liontrust	Sustainable Future Corporate Bond 2 Inc - Feb 01	5.00	2.83	-0.74	-0.04	3	2.41	0.12	1	WW
Liontrust	Sustainable Future UK Growth 2 Acc - Feb 01	5.00	0.75	4.20	0.21	1	30.15	1.51	2	WW
Threadneedle Investment Serv	UK Social Bond ZNA GBP - Dec 13	5.00	1.57	-0.30	-0.01	2	0.42	0.02	3	WW
Aegon Asset Management	Ethical Corporate Bond B Acc - Apr 00	4.50	2.44	-0.51	-0.02	3	1.52	0.07	2	WW
Rathbone Unit Trust Mgmt Ltd	Ethical Bond Fund I Acc GBP - May 02	4.50	3.31	0.02	0.00	1	4.74	0.21	1	WW
RLUM (CIS) Ltd	Sustainable Managed Income Trust C Acc - Dec 12	4.50	3.06	-0.47	-0.02	2	1.50	0.07	2	WW
Royal London Unit Tst Mgrs Ltd	Ethical Bond M Acc - Jan 07	4.50	2.56	-0.25	-0.01	4	2.89	0.13	3	WW
Aegon Asset Management	Ethical Equity B Acc - Jul 99	4.00	1.18	4.24	0.17	1	30.05	1.20	2	WW
EdenTree Investment Management	Responsible and Sustainable Global Equity B - Sep 99	4.00	0.60	3.38	0.14	1	28.68	1.15	1	WW
FundRock Partners Ltd	WHEB Sustainability C Acc - May 09	4.00	0.00	3.92	0.16	1	19.42	0.78	4	WW
Pictet Asset Management (Europ)**	Global Environmental Opportunities I dy GBP - Sep 10	4.00	0.00	4.74	0.19	1	21.36	0.85	3	WW
Quilter Investors Limited**	Ethical Equity R Acc GBP - Sep 05	4.00	0.29	5.31	0.21	1	30.85	1.23	1	WW
Stewart Investors (First Senti)	Worldwide Sustainab. B Acc GBP - Nov 12	4.00	0.15	5.69	0.23	1	21.24	0.85	3	WW
Troy Asset Management Ltd	Trojan Ethical O Acc - Mar 19	4.00	0.00	2.58	0.10	1	7.95	0.32	4	N/A
Aberdeen Standard Fund Manager	UK Ethical Equity Ret Platform 1 Acc GBP - Mar 98	3.00	0.46	2.99	0.09	2	39.26	1.18	1	WW
Unicorn Asset Management	UK Ethical Income B Acc - Apr 16	3.00	3.63	4.10	0.12	1	32.10	0.96	2	WW
Index	Bank Of England Base Rate - Jan 75	2.00	-	0.03	0.00		0.10	0.00		N/A
Valu-Trac Investment Managemen	Gravis Clean Energy Income C Acc GBP - Dec 17	2.00	3.37	0.85	0.02	4	13.00	0.26	2	WW
Total Portfolio		100.00	1.37	1.65			12.03			
Selected Benchmark	Grayside - Grayside SRI Balanced Growth Composite - Sep 12			0.36			10.72			

Performance figures to last month end, rebased in Pounds Sterling, ordered by largest original holdings.

Estimated contribution values are based on the percentage weightings being correct at the start of the analysed performance period.

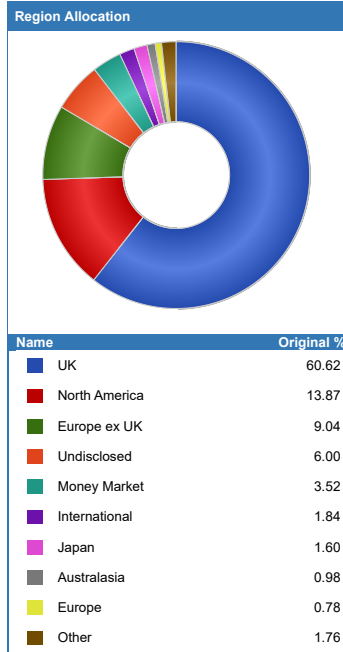
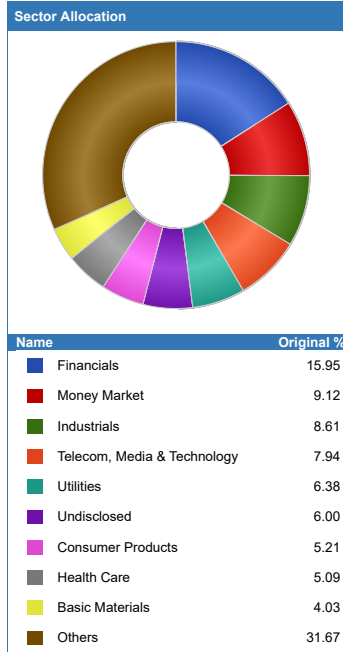
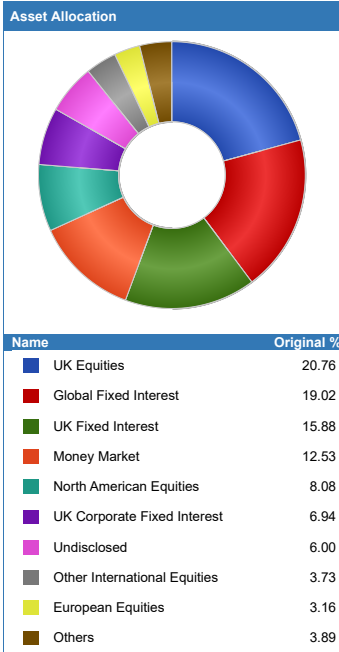
Please note: Historic yield figures will only be provided for funds with at least 12 months of performance history.

** The history of this unit/share class has been extended, at FE fundinfo's discretion, to give a sense of a longer track record of the fund as a whole.

Portfolio Ratios							
Fund Manager	Name	Volatility	Alpha	Beta	Sharpe	r ²	
EdenTree Investment Management	Responsible and Sustainable Short Dated Bond B - Sep 17	1.94	-0.02	0.31	0.00	0.91	
Royal London Unit Tst Mgrs Ltd	Short Term Money Market Y Acc - Jul 99	0.11	0.17	0.97	0.00	0.76	
EdenTree Investment Management	Responsible and Sustainable Sterling Bond B - Apr 08	5.49	-0.01	0.92	0.21	0.96	
EdenTree Investment Management	Responsible and Sustainable UK Equity B - Mar 88	18.02	1.10	0.94	0.13	0.95	
Liontrust	Sustainable Future Corporate Bond 2 Inc - Feb 01	7.65	-0.86	1.25	0.20	0.95	
Liontrust	Sustainable Future UK Growth 2 Acc - Feb 01	18.38	5.00	0.94	0.34	0.92	
Threadneedle Investment Serv	UK Social Bond ZNA GBP - Dec 13	3.84	-0.18	0.63	0.00	0.98	
Aegon Asset Management	Ethical Corporate Bond B Acc - Apr 00	5.73	0.32	0.95	0.23	0.97	
Rathbone Unit Trust Mgmt Ltd	Ethical Bond Fund I Acc GBP - May 02	6.17	1.75	1.00	0.50	0.93	
RLUM (CIS) Ltd	Sustainable Managed Income Trust C Acc - Dec 12	5.67	0.64	0.93	0.28	0.95	
Royal London Unit Tst Mgrs Ltd	Ethical Bond M Acc - Jan 07	5.93	0.59	0.95	0.32	0.87	
Aegon Asset Management	Ethical Equity B Acc - Jul 99	19.21	2.73	0.97	0.21	0.91	
EdenTree Investment Management	Responsible and Sustainable Global Equity B - Sep 99	16.51	-1.68	1.10	0.45	0.93	
FundRock Partners Ltd	WHEB Sustainability C Acc - May 09	17.18	-0.96	1.11	0.49	0.88	
Pictet Asset Management (Europ	Global Environmental Opportunities I dy GBP - Sep 10	15.63	5.85	1.01	0.94	0.87	
Quilter Investors Limited	Ethical Equity R Acc GBP - Sep 05	16.84	1.01	1.12	0.64	0.92	
Stewart Investors (First Senti)	Worldwide Sustainab. B Acc GBP - Nov 12	11.60	5.79	0.63	0.86	0.61	
Troy Asset Management Ltd	Trojan Ethical O Acc - Mar 19	-	-	-	-	-	
Aberdeen Standard Fund Manager	UK Ethical Equity Ret Platform 1 Acc GBP - Mar 98	25.55	-0.52	1.31	0.05	0.94	
Unicorn Asset Management	UK Ethical Income B Acc - Apr 16	20.47	1.39	1.03	0.03	0.88	
Index	Bank Of England Base Rate - Jan 75	0.09	0.42	0.00	0.00	0.03	
Valu-Trac Investment Managemen	Gravis Clean Energy Income C Acc GBP - Dec 17	12.50	11.80	0.80	1.19	0.64	
Total Portfolio		9.20	0.79	0.97	0.33	0.93	
Selected Benchmark	Grayside - Grayside SRI Balanced Growth Composite - Sep 12	9.16	4.03	0.52	0.27	0.83	

Ratio figures based on last 36 months total return performance, rebased in Pounds Sterling. Ratio figures are annualised where applicable.

The benchmark for each holding is each holding's own sector.



Top 10 Holdings

Rank	Original %	
1	Undisclosed	2.00
2	MICROSOFT CORP	0.55
3	ALPHABET INC	0.55
4	UNITED KINGDOM TREASURY BILL 0% 01/11/2021	0.52
5	HM TREASURY UNITED KINGDOM DMO 3.75% GILT 07/09/21 GBP	0.43
6	AGILENT TECHNOLOGIES INC	0.38
7	HALMA	0.37
8	CANADIAN IMPERIAL BANK OF COMMERCE FR COV BDS 10/01/22 GBP100000 CBL15	0.35
9	INVESCO PHYSICAL GOLD ETC USD	0.32
10	UNILEVER PLC	0.32

Portfolio breakdown and holdings are based on latest published data for each constituent which may have different publication dates. Portfolio start date is required to calculate current weightings.

