



Portfolio Summary									
Instrument	Name	Currency	6m	1y	3y	5y	Hist. Yield	Portfolio Expense	FE fundinfo Risk Score
Portfolio	Grayside\Grayside Cautious Income 2 - Jan 09	GBP	2.97	6.12	10.63	18.80	2.86	0.70	28
Benchmark	Grayside - Grayside Cautious Income 2 Benchmark - Jan 09	GBP	3.28	7.13	13.57	20.30	0.00	-	29

Performance figures to last month end

Portfolio Expense - The portfolio expense is calculated using the weighted value of the Ongoing Costs Ex Ante of the portfolio constituents. Where the Ongoing Costs Ex Ante is not available the OCF is used, and where this is not available the TER is used.

Please note: Historic yield figures will only be provided for funds with at least 12 months of performance history.

Portfolio Composition		3 Months					1 Year			FE fundinfo Crown Rating
Fund Manager	Name	Original % Holding	Hist. Yield	Perf.	Est. Contrb	Qtl	Perf.	Est. Contrb	Qtl	
Ninety One Fund Managers UK Li	Diversified Income I Inc-2 GBP - Apr 04	8.00	3.84	-1.55	-0.12	4	4.29	0.34	4	W/W/W
Church House Investment Mgmt**	Tenax Absolute Return Strategies C Acc GBP - Nov 07	7.00	0.90	0.46	0.03		5.28	0.37		W/W/W
Royal London Unit Tst Mgrs Ltd	Short Duration Credit M Inc - Nov 13	7.00	3.12	0.35	0.02	2	3.70	0.26	3	W/W/W
Artemis Fund Managers Limited	Strategic Bond I Quarterly Inc - Jun 05	6.00	2.31	0.40	0.02	2	3.83	0.23	3	W/W/W
BlackRock	Corporate Bond D Inc - Jul 95	6.00	2.15	-0.55	-0.03	3	1.45	0.09	2	W/W/W
Invesco Fund Managers Ltd**	Corporate Bond (UK) Z Inc - Jul 95	6.00	2.67	-0.21	-0.01	1	1.87	0.11	2	W/W/W
Janus Henderson Global Investo**	Strategic Bond I Inc - Jan 95	6.00	3.41	1.44	0.09	1	4.61	0.28	2	W/W/W
M&G UK	Optimal Income Inst Inc GBP - Dec 06	6.00	2.17	0.50	0.03	2	8.55	0.51	1	W
Rathbone Unit Trust Mgmt Ltd	Ethical Bond Fund I Inc GBP - May 02	6.00	3.35	0.02	0.00	1	4.74	0.28	1	W/W/W/W
TwentyFour Asset Management LL	Dynamic Bond I Net Inc GBP - Apr 10	6.00	3.77	0.40	0.02	2	7.98	0.48	1	W/W/W/W
Fidelity International (FIL In	Global Dividend W Acc - Jan 12	5.00	2.83	0.91	0.05	3	12.42	0.62	4	W/W
Franklin Templeton Fund Mgt Lt**	Brandywine Global Income Optimiser X Acc - Dec 11	5.00	3.49	-0.07	0.00	4	6.87	0.34	1	W/W/W/W
Liontrust	Diversified Real Assets D Acc - Aug 14	5.00	2.96	2.46	0.12		9.09	0.45		W
Threadneedle Investment Servic	UK Equity Income ZNI GBP - Jan 95	5.00	2.90	2.84	0.14	2	30.47	1.52	2	W/W/W
JO Hambro Capital Management	UK Equity Income A Acc - Nov 04	3.00	3.03	3.89	0.12	1	58.40	1.75	1	W
M&G UK	Emerging Markets Bond I Acc GBP - Oct 99	3.00	4.61	2.17	0.07	1	1.94	0.06	2	W/W
Schroder UT Managers	Global Equity Income Z Acc - May 07	3.00	2.98	3.56	0.11	1	40.85	1.23	1	W
Valu-Trac Investment Managemen	Gravis UK Infrastructure Income C Inc GBP - Jan 16	3.00	4.44	1.71	0.05	3	8.52	0.26	4	W/W/W/W
Asset Class	UT Cash/Money Market - Mar 90	2.00	-	0.00	0.00		0.03	0.00		N/A
Schroder UT Managers	Global Cities Real Estate Z Acc - Dec 05	2.00	1.03	4.38	0.09		21.42	0.43		W/W/W
<b>Total Portfolio</b>		<b>100.00</b>	<b>2.86</b>	<b>0.72</b>			<b>6.12</b>			
<b>Selected Benchmark</b>	<b>Grayside - Grayside Cautious Income 2 Benchmark - Jan 09</b>			<b>0.55</b>			<b>7.13</b>			

Performance figures to last month end, rebased in Pounds Sterling, ordered by largest original holdings.

Estimated contribution values are based on the percentage weightings being correct at the start of the analysed performance period.

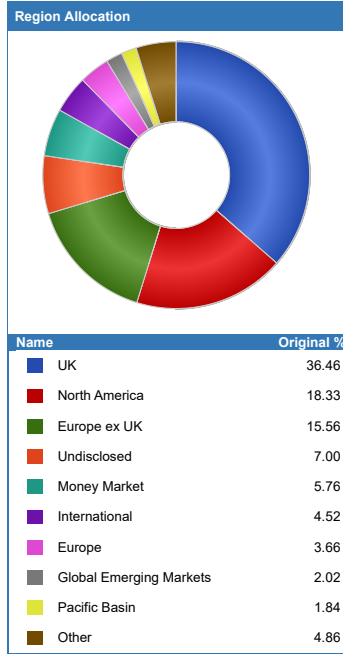
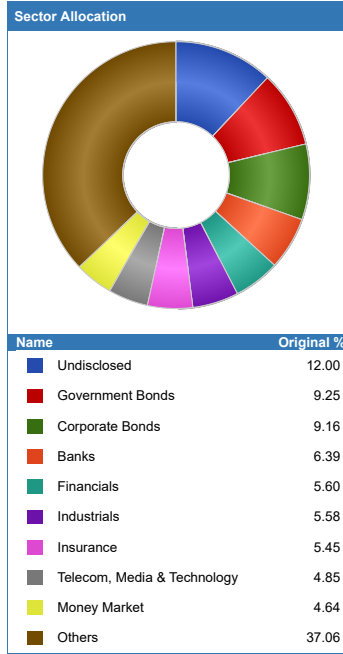
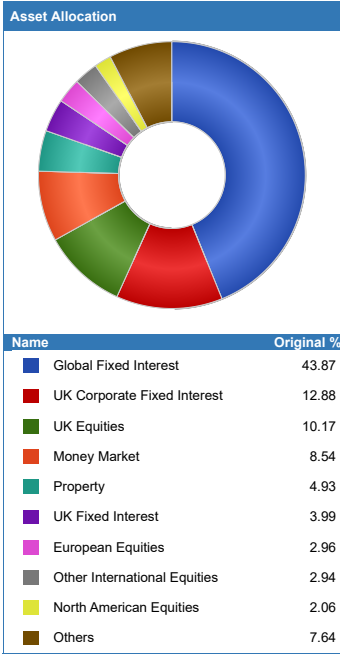
Please note: Historic yield figures will only be provided for funds with at least 12 months of performance history.

\*\* The history of this unit/share class has been extended, at FE fundinfo's discretion, to give a sense of a longer track record of the fund as a whole.

Portfolio Ratios							
Fund Manager	Name	Volatility	Alpha	Beta	Sharpe	r <sup>2</sup>	
Ninety One Fund Managers UK Li	Diversified Income I Inc-2 GBP - Apr 04	5.54	0.06	0.83	0.00	0.85	
Church House Investment Mgmt	Tenax Absolute Return Strategies C Acc GBP - Nov 07	3.81	0.53	0.89	0.00	0.90	
Royal London Unit Tst Mgrs Ltd	Short Duration Credit M Inc - Nov 13	3.60	0.56	0.60	0.03	0.94	
Artemis Fund Managers Limited	Strategic Bond I Quarterly Inc - Jun 05	5.12	-0.15	0.86	0.14	0.96	
BlackRock	Corporate Bond D Inc - Jul 95	6.69	-0.39	1.08	0.19	0.94	
Invesco Fund Managers Ltd	Corporate Bond (UK) Z Inc - Jul 95	4.70	0.83	0.77	0.22	0.96	
Janus Henderson Global Investo	Strategic Bond I Inc - Jan 95	6.08	2.19	0.93	0.57	0.80	
M&G UK	Optimal Income Inst Inc GBP - Dec 06	6.94	-1.17	1.08	0.10	0.83	
Rathbone Unit Trust Mgmt Ltd	Ethical Bond Fund I Inc GBP - May 02	6.18	1.79	1.00	0.50	0.93	
TwentyFour Asset Management LL	Dynamic Bond I Net Inc GBP - Apr 10	7.63	-0.77	1.26	0.27	0.94	
Fidelity International (FIL In	Global Dividend W Acc - Jan 12	11.42	3.29	0.76	0.51	0.85	
Franklin Templeton Fund Mgt Lt	Brandywine Global Income Optimiser X Acc - Dec 11	5.53	5.14	0.75	0.79	0.39	
Liontrust	Diversified Real Assets D Acc - Aug 14	7.81	-0.15	0.51	0.02	0.66	
Threadneedle Investment Servic	UK Equity Income ZNI GBP - Jan 95	18.28	1.62	0.95	0.06	0.95	
JO Hambro Capital Management	UK Equity Income A Acc - Nov 04	26.21	-0.89	1.37	0.00	0.95	
M&G UK	Emerging Markets Bond I Acc GBP - Oct 99	11.63	0.85	1.09	0.16	0.93	
Schroder UT Managers	Global Equity Income Z Acc - May 07	19.07	-4.48	1.22	0.03	0.79	
Valu-Trac Investment Managemen	Gravis UK Infrastructure Income C Inc GBP - Jan 16	8.52	2.10	0.56	0.35	0.68	
Asset Class	UT Cash/Money Market - Mar 90	0.55	0.43	-0.01	0.00	0.00	
Schroder UT Managers	Global Cities Real Estate Z Acc - Dec 05	14.66	3.76	1.00	0.46	0.94	
<b>Total Portfolio</b>		<b>6.22</b>	<b>-0.50</b>	<b>0.91</b>	<b>0.00</b>	<b>0.99</b>	
<b>Selected Benchmark</b>	<b>Grayside - Grayside Cautious Income 2 Benchmark - Jan 09</b>	<b>6.80</b>	<b>-</b>	<b>-</b>	<b>0.12</b>	<b>1.00</b>	

Ratio figures based on last 36 months total return performance, rebased in Pounds Sterling. Ratio figures are annualised where applicable.

The benchmark for each holding is each holding's own sector.



### Top 10 Holdings

	Original %
1 Cash/Money Market	2.00
LEGG MASON CLEARBRIDGE INFRASTRUCTURE VALUE PREMIER A HEDGED PLUS INC GBP	0.46
3 ASTRAZENECA PLC	0.39
UNITED STATES OF AMER TRES NOTES 0.125% TNT 31/05/23 USD100	0.38
UNITED STATES OF AMER TRES BILLS 1.5% TB 31/08/24 USD100	0.37
6 UNILEVER PLC	0.35
7 ELECTROCOMPONENTS PLC	0.35
AXA WORLD FUNDS GLOBAL FLEXIBLE PROPERTY I HEDGED CAP GBP	0.34
MORRISON(WM.) SUPERMARKETS	0.33
10 GLAXOSMITHKLINE	0.33

Portfolio breakdown and holdings are based on latest published data for each constituent which may have different publication dates. Portfolio start date is required to calculate current weightings.

