



Portfolio Summary										
Instrument	Name	Currency	6m	1y	3y	5y	Hist. Yield	Portfolio Expense	FE fundinfo Score	Risk
Portfolio	Grayside\Grayside SRI Balanced Growth - Sep 12	GBP	3.88	12.92	20.02	44.28	1.42	0.64	42	
Benchmark	Grayside - Grayside SRI Balanced Growth Composite - Sep 12	GBP	3.52	11.39	19.76	40.77	0.00	-	46	

Performance figures to last month end

Portfolio Expense - The portfolio expense is calculated using the weighted value of the Ongoing Costs Ex Ante of the portfolio constituents. Where the Ongoing Costs Ex Ante is not available the OCF is used, and where this is not available the TER is used. Please note: Historic yield figures will only be provided for funds with at least 12 months of performance history.

Portfolio Composition												
Fund Manager	Name	Original % Holding	Current % Holding	Hist. Yield	3 Months			1 Year			FE fundinfo Crown Rating	
					Perf.	Est. Contrb	Qtl	Perf.	Est. Contrb	Qtl		
EdenTree Investment Management	Responsible and Sustainable Short Dated Bond B - Sep 17	10.00	9.83	1.09	0.25	0.02	4	1.20	0.12	4	4	
Royal London Unit Tst Mgrs Ltd	Short Term Money Market Y Acc - Jul 99	9.00	8.82	0.07	-0.01	0.00	2	0.02	0.00	1	4	
Aegon Asset Management	Ethical Corporate Bond B Acc - Apr 00	5.50	5.49	2.57	1.87	0.10	2	3.86	0.21	2	4	
EdenTree Investment Management	Responsible and Sustainable Sterling Bond B - Apr 08	5.50	5.41	3.55	1.56	0.09	3	6.51	0.36	2	4	
Liontrust Fund Partners LLP	Sustainable Future Corporate Bond 2 Inc - Feb 01	5.50	5.43	3.03	1.96	0.11	2	5.24	0.29	1	4	
Rathbone Unit Trust Mgmt Ltd	Ethical Bond Fund I Acc GBP - May 02	5.50	5.49	3.41	2.32	0.13	1	7.85	0.43	1	4	
Royal London Unit Tst Mgrs Ltd	Ethical Bond M Acc - Jan 07	5.50	5.50	2.75	2.21	0.12	2	4.95	0.27	3	4	
Threadneedle Investment Serv	UK Social Bond ZNA GBP - Dec 13	5.50	5.43	1.71	0.74	0.04	4	1.90	0.10	3	4	
EdenTree Investment Management	Responsible and Sustainable UK Equity B - Mar 88	5.00	5.00	1.07	4.60	0.23	3	21.70	1.08	3	4	
Liontrust Fund Partners LLP	Sustainable Future UK Growth 2 Acc - Feb 01	5.00	5.00	0.71	3.84	0.19	4	28.72	1.44	2	4	
Aegon Asset Management**	Ethical Equity B Acc - Jan 95	4.00	4.10	1.53	6.53	0.26	2	25.68	1.03	2	4	
EdenTree Investment Management	Responsible and Sustainable Global Equity B - Sep 99	4.00	4.05	0.87	5.83	0.23	3	27.61	1.10	2	4	
FundRock Partners Ltd	WHEB Sustainability C Acc - May 09	4.00	4.04	0.00	6.22	0.25	3	23.74	0.95	3	4	
Pictet Asset Management (Europ)**	Global Environmental Opportunities I dy GBP - Sep 10	4.00	4.08	0.00	5.26	0.21	4	27.34	1.09	2	4	
Quilter Investors Limited**	Ethical Equity R Acc GBP - Sep 05	4.00	4.14	0.29	8.68	0.35	1	33.03	1.32	1	4	
Stewart Investors (First Senti	Worldwide Sustainab. B Acc GBP - Nov 12	4.00	4.15	0.04	7.25	0.29	2	20.67	0.83	4	4	
Troy Asset Management Ltd	Trojan Ethical O Acc - Mar 19	4.00	4.03	0.07	5.31	0.21	2	8.01	0.32	4	N/A	
Aberdeen Standard Fund Manager	UK Ethical Equity Ret Platform 1 Acc - Mar 98	3.00	3.04	0.46	5.93	0.18	2	31.75	0.95	2	4	
Unicorn Asset Management	UK Ethical Income B Acc - Apr 16	3.00	3.03	3.10	5.11	0.15	3	28.25	0.85	2	4	
Index	Bank Of England Base Rate - Jan 75	2.00	1.96	-	0.02	0.00		0.10	0.00		N/A	
Valu-Trac Investment Managemen	Gravis Clean Energy Income C Acc GBP - Dec 17	2.00	2.00	3.31	1.88	0.04	4	22.46	0.45	3	4	
Total Portfolio		100.00	100.00	1.42	3.30			12.92				
Selected Benchmark	Grayside - Grayside SRI Balanced Growth Composite - Sep 12				3.90			11.39				

Performance figures to last month end, rebased in Pounds Sterling, ordered by largest original holdings.

Estimated contribution values are based on the percentage weightings being correct at the start of the analysed performance period.

Original weightings reflect the weightings at the last portfolio change - 01/05/2021.

Portfolio Ratios							
Fund Manager	Name	Volatility	Alpha	Beta	Sharpe	r ²	
EdenTree Investment Management	Responsible and Sustainable Short Dated Bond B - Sep 17	1.92	0.48	0.17	0.00	0.65	
Royal London Unit Tst Mgrs Ltd	Short Term Money Market Y Acc - Jul 99	0.10	0.45	0.00	0.00	0.03	
Aegon Asset Management	Ethical Corporate Bond B Acc - Apr 00	5.58	2.04	0.45	0.24	0.53	
EdenTree Investment Management	Responsible and Sustainable Sterling Bond B - Apr 08	5.42	1.45	0.53	0.24	0.79	
Liontrust Fund Partners LLP	Sustainable Future Corporate Bond 2 Inc - Feb 01	7.56	0.98	0.72	0.26	0.74	
Rathbone Unit Trust Mgmt Ltd	Ethical Bond Fund I Acc GBP - May 02	6.12	2.74	0.58	0.49	0.75	
Royal London Unit Tst Mgrs Ltd	Ethical Bond M Acc - Jan 07	5.79	2.26	0.50	0.33	0.62	
Threadneedle Investment Serv	UK Social Bond ZNA GBP - Dec 13	3.78	0.87	0.33	0.00	0.62	
EdenTree Investment Management	Responsible and Sustainable UK Equity B - Mar 88	17.92	-6.05	1.82	0.03	0.85	
Liontrust Fund Partners LLP	Sustainable Future UK Growth 2 Acc - Feb 01	17.99	-0.90	1.77	0.32	0.80	
Aegon Asset Management	Ethical Equity B Acc - Jan 95	18.77	-4.30	1.83	0.12	0.78	
EdenTree Investment Management	Responsible and Sustainable Global Equity B - Sep 99	16.19	0.83	1.62	0.43	0.82	
FundRock Partners Ltd	WHEB Sustainability C Acc - May 09	16.99	2.82	1.51	0.48	0.65	
Pictet Asset Management (Europ	Global Environmental Opportunities I dy GBP - Sep 10	15.36	8.84	1.41	0.92	0.69	
Quilter Investors Limited	Ethical Equity R Acc GBP - Sep 05	16.60	3.47	1.64	0.59	0.80	
Stewart Investors (First Senti	Worldwide Sustainab. B Acc GBP - Nov 12	10.81	7.22	0.82	0.82	0.47	
Troy Asset Management Ltd	Trojan Ethical O Acc - Mar 19	-	-	-	-	-	
Aberdeen Standard Fund Manager	UK Ethical Equity Ret Platform 1 Acc - Mar 98	25.12	-8.31	2.50	0.03	0.81	
Unicorn Asset Management	UK Ethical Income B Acc - Apr 16	20.44	-7.68	1.93	0.00	0.73	
Index	Bank Of England Base Rate - Jan 75	0.09	0.47	0.00	0.00	0.04	

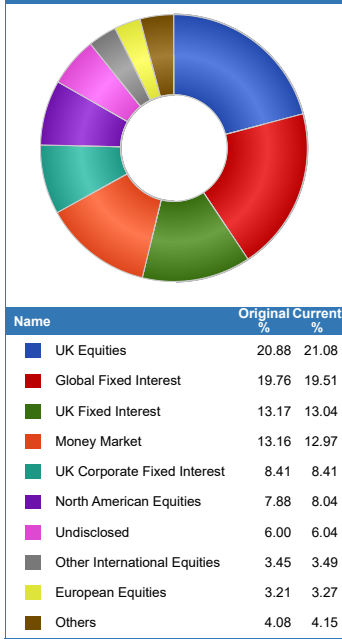
%RatioText%

Portfolio Ratios continued..

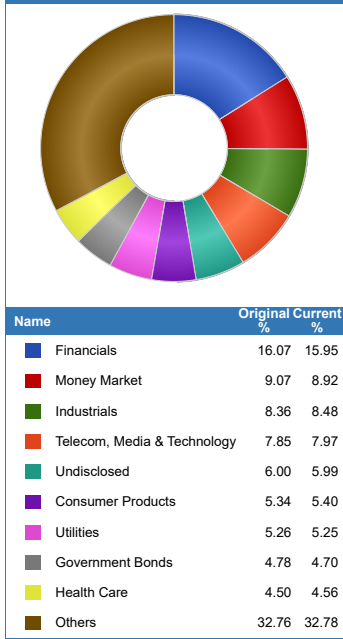
Fund Manager	Name	Volatility	Alpha	Beta	Sharpe	r ²
Valu-Trac Investment Managemen	Graviss Clean Energy Income C Acc GBP - Dec 17	12.60	12.01	1.14	1.27	0.67
Total Portfolio		9.07	0.30	0.97	0.31	0.93
Selected Benchmark	Grayside - Grayside SRI Balanced Growth Composite - Sep 12	9.07	0.00	1.00	0.30	1.00

Ratio figures based on last 36 months total return performance, rebased in Pounds Sterling. Ratio figures are annualised where applicable. The benchmark for each holding is the portfolio benchmark.

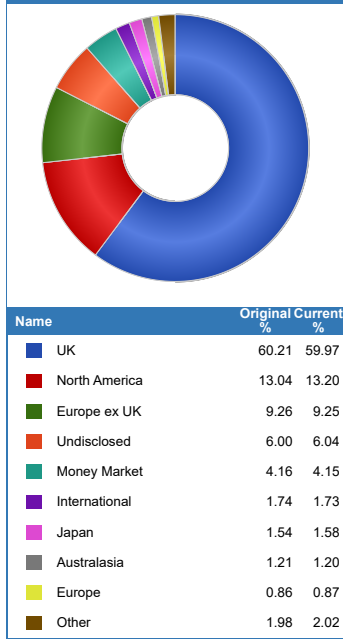
Asset Allocation



Sector Allocation



Region Allocation

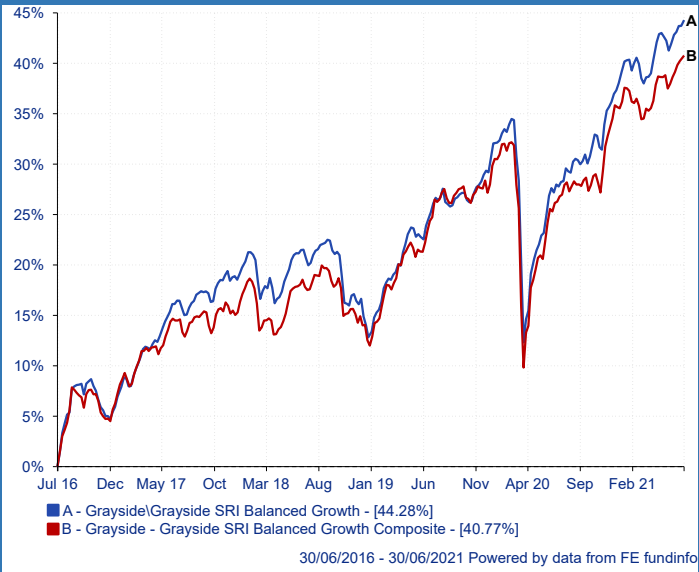


Top 10 Holdings

Rank	Current %	
1	Undisclosed	1.96
2	MICROSOFT CORP	0.51
3	ALPHABET INC	0.49
4	HM TREASURY UNITED KINGDOM DMO 0% TSY BILL 02/08/21 GBP1	0.45
5	HALMA	0.36
6	INVESCO PHYSICAL GOLD ETC A USD	0.33
7	TORONTO-DOMINION BANK FR CVD BDS 07/06/21 GBP100000 CBL21	0.32
8	PRUDENTIAL PLC	0.33
9	HM TREASURY UNITED KINGDOM DMO 0% TSY BILL 26/07/21 GBP1	0.32
10	UNILEVER PLC	0.31

Portfolio breakdown and holdings are based on latest published data for each constituent which may have different publication dates. Original % is based on current holdings and should be used as a guide.. Original weightings reflect the weightings at the last portfolio change - 01/05/2021.

Portfolio Backtested vs. Benchmark over 5 years



Relative Performance of Holdings over 1 year

