



Portfolio Summary										
Instrument	Name	Currency	6m	1y	3y	5y	Hist. Yield	Portfolio Expense	FE fundinfo	Risk Score
Portfolio	Grayside\Grayside SRI Progressive Growth - Sep 12	GBP	9.87	26.23	23.39	50.12	1.34	0.72		54
Benchmark	Grayside - Grayside SRI Progressive Growth Composite - Sep 12	GBP	10.38	24.42	23.03	51.65	0.00	-		57

Performance figures to last month end

Portfolio Expense - The portfolio expense is calculated using the weighted value of the Ongoing Costs Ex Ante of the portfolio constituents. Where the Ongoing Costs Ex Ante is not available the OCF is used, and where this is not available the TER is used.

Please note: Historic yield figures will only be provided for funds with at least 12 months of performance history.

Portfolio Composition											
Fund Manager	Name	Original % Holding	Current % Holding	Hist. Yield	3 Months			1 Year			FE fundinfo Crown Rating
					Perf.	Est. Contrb	Qtl	Perf.	Est. Contrb	Qtl	
Royal London Unit Tst Mgrs Ltd	Short Term Money Market Y Acc - Jul 99	7.00	6.75	0.40	-0.02	0.00	2	0.07	0.01	1	W W W W
EdenTree Investment Management	Responsible and Sustainable Short Dated Bond B - Sep 17	6.50	6.22	1.16	-0.64	-0.04	1	3.58	0.23	4	W W W W
EdenTree Investment Management	Responsible and Sustainable Global Equity B - Sep 99	5.50	5.76	1.26	6.31	0.35	1	43.62	2.40	2	W W W W
EdenTree Investment Management	Responsible and Sustainable UK Equity B - Mar 88	5.50	5.70	2.45	4.57	0.25	3	32.61	1.79	3	W W W W
FundRock Partners Ltd	WHEB Sustainability C Acc - May 09	5.50	5.50	0.00	0.50	0.03	4	41.20	2.27	2	W W W W
Liontrust Fund Partners LLP	Sustainable Future UK Growth 2 Acc - Feb 01	5.50	5.74	0.71	3.82	0.21	4	42.63	2.34	2	W W W W W W
Quilter Investors Limited**	Ethical Equity R Acc GBP - Sep 05	5.50	5.75	0.48	4.54	0.25	2	42.91	2.36	2	W W W W
Aegon Asset Management**	Ethical Equity B Acc - Jan 95	5.00	5.26	1.53	3.21	0.16	4	35.27	1.76	2	W W W W W W
Jupiter Unit Trust Mgrs Ltd	Ecology I Acc - Mar 88	5.00	5.08	0.42	2.98	0.15	3	51.91	2.60	1	W W W W W W
Pictet Asset Management (Europ)**	Global Environmental Opportunities I dy GBP - Sep 10	5.00	4.94	0.00	-0.42	-0.02	4	46.75	2.34	2	W W W W W W
Aberdeen Standard Fund Manager	UK Ethical Equity Ret Platform 1 Acc - Mar 98	4.50	4.82	1.76	5.48	0.25	2	47.74	2.15	1	W W W W W W
Aegon Asset Management	Ethical Corporate Bond B Acc - Apr 00	4.00	3.77	2.57	-2.92	-0.12	2	8.49	0.34	3	W W W W W W
BMO**	Responsible UK Equity 2 Acc - Jan 95	4.00	4.17	1.07	3.18	0.13	4	34.10	1.36	2	W W W W W W
EdenTree Investment Management	Responsible and Sustainable Sterling Bond B - Apr 08	4.00	3.81	3.60	-1.10	-0.04	3	12.22	0.49	2	W W W W W W
Liontrust Fund Partners LLP	Sustainable Future Corporate Bond 2 Inc - Feb 01	4.00	3.80	3.12	-2.70	-0.11	2	12.94	0.52	1	W W W W W W
Rathbone Unit Trust Mgmt Ltd	Ethical Bond Fund I Acc GBP - May 02	4.00	3.81	3.33	-2.19	-0.09	1	12.93	0.52	1	W W W W W W
Royal London Unit Tst Mgrs Ltd	Ethical Bond M Acc - Jan 07	4.00	3.79	2.44	-2.72	-0.11	4	9.48	0.38	3	W W W W W W
Unicorn Asset Management	UK Ethical Income B Acc - Apr 16	4.00	4.15	3.06	5.09	0.20	3	34.12	1.36	2	W W W W W W
Stewart Investors (First Senti	Worldwide Sustainab. B Acc GBP - Nov 12	3.50	3.46	0.04	0.31	0.01	4	30.58	1.07	4	W W W W W W
Stewart Investors (First Senti	Global Emerging Markets Sustainability B GBP Acc - Apr 09	3.00	2.82	0.74	-1.75	-0.05		32.19	0.97		W W W W W W
Troy Asset Management Ltd	Trojan Ethical O Acc - Mar 19	3.00	2.97	0.07	-0.64	-0.02	4	10.13	0.30	4	N/A
Index	Bank Of England Base Rate - Jan 75	2.00	1.93	-	0.02	0.00		0.10	0.00		N/A
Total Portfolio		100.00	100.00	1.34	1.36			26.23			
Selected Benchmark	Grayside - Grayside SRI Progressive Growth Composite - Sep 12				2.47			24.42			

Performance figures to last month end, rebased in Pounds Sterling, ordered by largest original holdings.

Estimated contribution values are based on the percentage weightings being correct at the start of the analysed performance period.

Original weightings reflect the weightings at the last portfolio change - 01/02/2021.

Portfolio Ratios							
Fund Manager	Name	Volatility	Alpha	Beta	Sharpe	r ²	
Royal London Unit Tst Mgrs Ltd	Short Term Money Market Y Acc - Jul 99	0.09	0.50	0.00	0.00	0.04	
EdenTree Investment Management	Responsible and Sustainable Short Dated Bond B - Sep 17	1.93	0.63	0.13	0.00	0.52	
EdenTree Investment Management	Responsible and Sustainable Global Equity B - Sep 99	16.27	-0.14	1.43	0.38	0.88	
EdenTree Investment Management	Responsible and Sustainable UK Equity B - Mar 88	18.04	-5.50	1.60	0.07	0.89	
FundRock Partners Ltd	WHEB Sustainability C Acc - May 09	17.11	2.92	1.32	0.49	0.67	
Liontrust Fund Partners LLP	Sustainable Future UK Growth 2 Acc - Feb 01	18.12	0.76	1.57	0.44	0.85	
Quilter Investors Limited	Ethical Equity R Acc GBP - Sep 05	16.66	1.90	1.42	0.49	0.82	
Aegon Asset Management	Ethical Equity B Acc - Jan 95	18.76	-4.43	1.60	0.12	0.82	
Jupiter Unit Trust Mgrs Ltd	Ecology I Acc - Mar 88	16.95	3.16	1.43	0.57	0.81	
Pictet Asset Management (Europ)	Global Environmental Opportunities I dy GBP - Sep 10	15.53	8.16	1.21	0.86	0.68	
Aberdeen Standard Fund Manager	UK Ethical Equity Ret Platform 1 Acc - Mar 98	25.17	-8.18	2.19	0.05	0.86	
Aegon Asset Management	Ethical Corporate Bond B Acc - Apr 00	5.58	2.03	0.31	0.14	0.36	
BMO	Responsible UK Equity 2 Acc - Jan 95	18.74	-5.03	1.69	0.13	0.92	
EdenTree Investment Management	Responsible and Sustainable Sterling Bond B - Apr 08	5.44	1.21	0.41	0.13	0.64	
Liontrust Fund Partners LLP	Sustainable Future Corporate Bond 2 Inc - Feb 01	7.58	0.75	0.53	0.14	0.56	
Rathbone Unit Trust Mgmt Ltd	Ethical Bond Fund I Acc GBP - May 02	6.13	2.43	0.44	0.34	0.57	
Royal London Unit Tst Mgrs Ltd	Ethical Bond M Acc - Jan 07	5.78	2.18	0.36	0.22	0.43	
Unicorn Asset Management	UK Ethical Income B Acc - Apr 16	20.34	-7.94	1.68	0.00	0.77	
Stewart Investors (First Senti	Worldwide Sustainab. B Acc GBP - Nov 12	10.71	7.27	0.69	0.82	0.47	

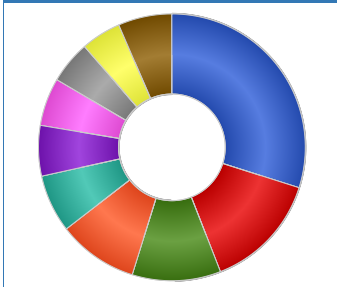
%RatioText%

Portfolio Ratios continued..

Fund Manager	Name	Volatility	Alpha	Beta	Sharpe	r ²
Stewart Investors (First Senti	Global Emerging Markets Sustainability B GBP Acc - Apr 09	11.20	2.38	0.74	0.36	0.49
Troy Asset Management Ltd	Trojan Ethical O Acc - Mar 19	-	-	-	-	-
Index	Bank Of England Base Rate - Jan 75	0.09	0.51	0.00	0.00	0.05
Total Portfolio		11.33	0.00	1.02	0.33	0.93
Selected Benchmark	Grayside - Grayside SRI Progressive Growth Composite - Sep 12	10.66	0.00	1.00	0.34	1.00

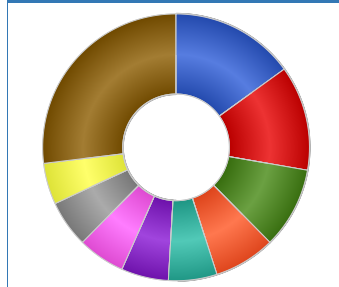
Ratio figures based on last 36 months total return performance, rebased in Pounds Sterling. Ratio figures are annualised where applicable. The benchmark for each holding is the portfolio benchmark.

Asset Allocation



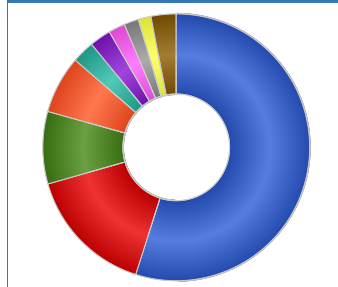
Name	Original %	Current %
UK Equities	29.89	31.21
Global Fixed Interest	14.18	13.55
North American Equities	10.73	10.90
Money Market	9.72	9.43
Undisclosed	7.00	6.87
UK Corporate Fixed Interest	6.10	5.80
UK Fixed Interest	5.83	5.52
European Equities	5.17	5.24
Other International Equities	4.85	5.08
Others	6.51	6.40

Sector Allocation



Name	Original %	Current %
Financials	15.04	14.93
Industrials	12.71	13.19
Telecom, Media & Technology	9.85	10.02
Money Market	7.45	7.24
Basic Materials	5.87	5.91
Services	5.74	5.89
Consumer Products	5.73	5.81
Health Care	5.69	5.78
Undisclosed	5.00	4.90
Others	26.92	26.33

Region Allocation



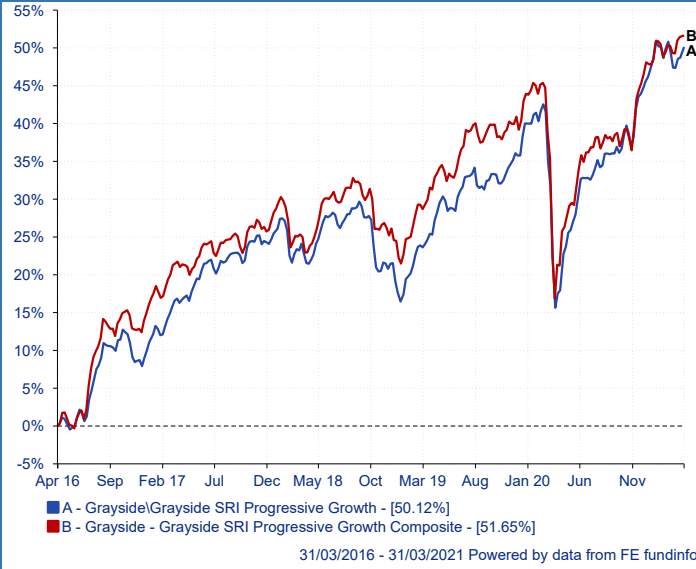
Name	Original %	Current %
UK	54.92	55.10
North America	15.66	15.85
Europe ex UK	8.76	8.67
Undisclosed	7.00	6.87
Money Market	2.72	2.68
Japan	2.59	2.62
Pacific Basin	1.97	1.93
International	1.80	1.81
Asia Pacific	1.54	1.49
Other	3.04	2.98

Top 10 Holdings

Rank	Company Name	Current %
1	Undisclosed	1.93
2	PRUDENTIAL PLC	0.62
3	UNILEVER PLC	0.58
4	MICROSOFT CORP	0.57
5	ALPHABET INC	0.54
6	HALMA	0.37
7	APTIV PLC	0.37
8	ASTRAZENECA PLC	0.37
9	AVEVA GROUP	0.36
10	INTERTEK GROUP	0.34

Portfolio breakdown and holdings are based on latest published data for each constituent which may have different publication dates. Original % is based on current holdings and should be used as a guide.. Original weightings reflect the weightings at the last portfolio change - 01/02/2021.

Portfolio Backtested vs. Benchmark over 5 years



Relative Performance of Holdings over 1 year

