



Portfolio Summary										
Instrument	Name	Currency	6m	1y	3y	5y	Hist. Yield	Portfolio Expense	FE fundinfo Risk Score	
Portfolio	Grayside\Grayside SRI Cautious Growth - Sep 12	GBP	3.27	12.60	14.59	31.70	1.82	0.55	26	
Benchmark	Grayside - Grayside SRI Cautious Growth Composite - Sep 12	GBP	4.87	15.71	19.40	37.97	0.00	-	31	

Performance figures to last month end

Portfolio Expense - The portfolio expense is calculated using the weighted value of the Ongoing Costs Ex Ante of the portfolio constituents. Where the Ongoing Costs Ex Ante is not available the OCF is used, and where this is not available the TER is used. Please note: Historic yield figures will only be provided for funds with at least 12 months of performance history.

Portfolio Composition											
Fund Manager	Name	Original % Holding	Current % Holding	Hist. Yield	3 Months			1 Year			FE fundinfo Crown Rating
					Perf.	Est. Contrb	Qtl	Perf.	Est. Contrb	Qtl	
EdenTree Investment Management	Responsible and Sustainable Short Dated Bond B - Sep 17	13.00	12.82	1.16	-0.64	-0.08	1	3.58	0.46	4	1/1/1/1/1/1
Royal London Unit Tst Mgrs Ltd	Short Term Money Market Y Acc - Jul 99	13.00	12.92	0.40	-0.02	0.00	2	0.07	0.01	1	1/1/1/1/1/1
Aegon Asset Management	Ethical Corporate Bond B Acc - Apr 00	8.50	8.27	2.57	-2.92	-0.25	2	8.49	0.72	3	1/1/1/1/1/1
EdenTree Investment Management	Responsible and Sustainable Sterling Bond B - Apr 08	8.50	8.35	3.60	-1.10	-0.09	3	12.22	1.04	2	1/1/1/1/1/1
Liontrust Fund Partners LLP	Sustainable Future Corporate Bond 2 Inc - Feb 01	8.50	8.33	3.12	-2.70	-0.23	2	12.94	1.10	1	1/1/1/1/1/1
Rathbone Unit Trust Mgmt Ltd	Ethical Bond Fund I Acc GBP - May 02	8.50	8.36	3.33	-2.19	-0.19	1	12.93	1.10	1	1/1/1/1/1/1
Royal London Unit Tst Mgrs Ltd	Ethical Bond M Acc - Jan 07	8.50	8.31	2.44	-2.72	-0.23	4	9.48	0.81	3	1/1/1/1/1/1
Threadneedle Investment Serv	UK Social Bond ZNA GBP - Dec 13	8.50	8.35	1.82	-1.82	-0.15	1	6.16	0.52	4	1/1/1/1/1/1
Troy Asset Management Ltd	Trojan Ethical O Acc - Mar 19	6.00	6.12	0.07	-0.64	-0.04	4	10.13	0.61	4	N/A
EdenTree Investment Management	Responsible and Sustainable Global Equity B - Sep 99	4.00	4.32	1.26	6.31	0.25	1	43.62	1.74	2	1/1/1/1/1/1
Quilter Investors Limited**	Ethical Equity R Acc GBP - Sep 05	4.00	4.31	0.48	4.54	0.18	2	42.91	1.72	2	1/1/1/1/1/1
EdenTree Investment Management	Responsible and Sustainable UK Equity B - Mar 88	2.50	2.67	2.45	4.57	0.11	3	32.61	0.82	3	1/1/1/1/1/1
Liontrust Fund Partners LLP	Sustainable Future UK Growth 2 Acc - Feb 01	2.50	2.69	0.71	3.82	0.10	4	42.63	1.07	2	1/1/1/1/1/1
Index	Bank Of England Base Rate - Jan 75	2.00	1.99	-	0.02	0.00		0.10	0.00		N/A
Aegon Asset Management**	Ethical Equity B Acc - Jan 95	2.00	2.17	1.53	3.21	0.06	4	35.27	0.71	2	1/1/1/1/1/1
Total Portfolio		100.00	100.00	1.82	-0.52			12.60			
Selected Benchmark	Grayside - Grayside SRI Cautious Growth Composite - Sep 12				0.11			15.71			

Performance figures to last month end, rebased in Pounds Sterling, ordered by largest original holdings.

Estimated contribution values are based on the percentage weightings being correct at the start of the analysed performance period.

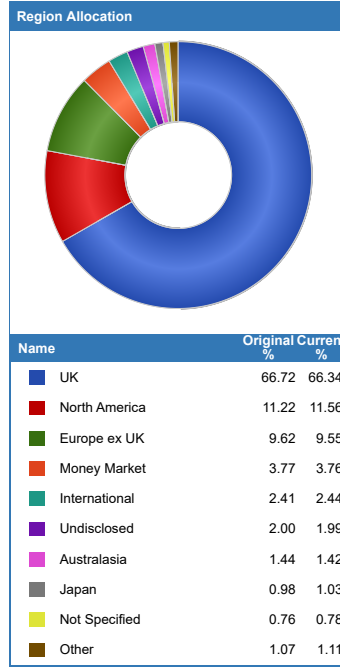
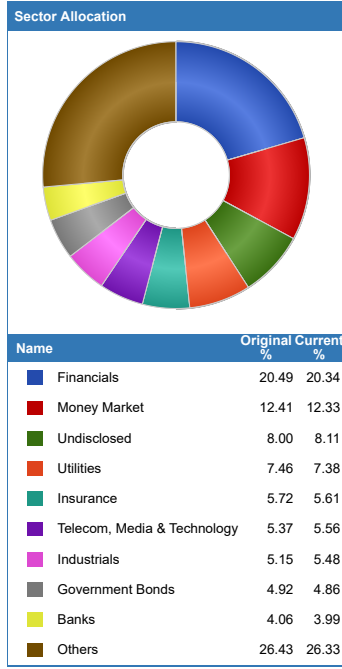
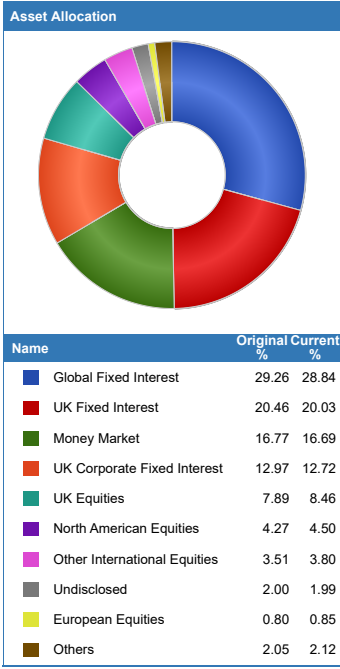
Original weightings reflect the weightings at the last portfolio change - 01/02/2021.

Please note: Historic yield figures will only be provided for funds with at least 12 months of performance history.

Portfolio Ratios						
Fund Manager	Name	Volatility	Alpha	Beta	Sharpe	r ²
EdenTree Investment Management	Responsible and Sustainable Short Dated Bond B - Sep 17	1.93	0.07	0.25	0.00	0.81
Royal London Unit Tst Mgrs Ltd	Short Term Money Market Y Acc - Jul 99	0.09	0.49	0.00	0.00	0.01
Aegon Asset Management	Ethical Corporate Bond B Acc - Apr 00	5.58	0.21	0.67	0.14	0.71
EdenTree Investment Management	Responsible and Sustainable Sterling Bond B - Apr 08	5.44	-0.24	0.73	0.13	0.87
Liontrust Fund Partners LLP	Sustainable Future Corporate Bond 2 Inc - Feb 01	7.58	-1.51	1.01	0.14	0.87
Rathbone Unit Trust Mgmt Ltd	Ethical Bond Fund I Acc GBP - May 02	6.13	0.64	0.81	0.34	0.86
Royal London Unit Tst Mgrs Ltd	Ethical Bond M Acc - Jan 07	5.78	0.32	0.73	0.22	0.78
Threadneedle Investment Serv	UK Social Bond ZNA GBP - Dec 13	3.78	-0.16	0.48	0.00	0.80
Troy Asset Management Ltd	Trojan Ethical O Acc - Mar 19	-	-	-	-	-
EdenTree Investment Management	Responsible and Sustainable Global Equity B - Sep 99	16.27	-0.77	1.84	0.38	0.63
Quilter Investors Limited	Ethical Equity R Acc GBP - Sep 05	16.66	1.20	1.84	0.49	0.59
EdenTree Investment Management	Responsible and Sustainable UK Equity B - Mar 88	18.04	-6.93	2.19	0.07	0.72
Liontrust Fund Partners LLP	Sustainable Future UK Growth 2 Acc - Feb 01	18.12	-0.48	2.11	0.44	0.66
Index	Bank Of England Base Rate - Jan 75	0.09	0.50	0.00	0.00	0.02
Aegon Asset Management	Ethical Equity B Acc - Jan 95	18.76	-5.84	2.18	0.12	0.66
Total Portfolio		6.11	-0.46	0.84	0.19	0.92
Selected Benchmark	Grayside - Grayside SRI Cautious Growth Composite - Sep 12	6.98	0.00	1.00	0.37	1.00

Ratio figures based on last 36 months total return performance, rebased in Pounds Sterling. Ratio figures are annualised where applicable.

The benchmark for each holding is the portfolio benchmark.



Top 10 Holdings

Rank	Current %	
1	Undisclosed	1.99
2	MICROSOFT CORP	0.64
3	ALPHABET INC	0.58
4	HM TREASURY UNITED KINGDOM DMO 0% TSY BILL 02/08/21 GBP1	0.53
5	HM TREASURY UNITED KINGDOM DMO 0% TSY BILL 22/03/21 GBP1	0.53
6	TORONTO-DOMINION BANK FR CVD BDS 07/06/21 GBP100000 CBL21	0.49
7	INVESCO PHYSICAL GOLD ETC A USD	0.47
8	ANZB 0.04% CD 12/02/2021 - 07/06/2021	0.45
9	ABN 0.00% CD 04/02/2021 - 04/05/2021	0.42
10	BARC (NRF) 0.05% CD 28/01/21 - 28/04/21	0.39

Portfolio breakdown and holdings are based on latest published data for each constituent which may have different publication dates. Original % is based on current holdings and should be used as a guide. Original weightings reflect the weightings at the last portfolio change - 01/02/2021.

