



Portfolio Summary									
Instrument	Name	Currency	6m	1y	3y	5y	Hist. Yield	Portfolio Expense	FE fundinfo Risk Score
Portfolio	Grayside\Grayside Balanced Income 3 - Jan 09	GBP	7.97	-5.70	1.02	19.31	3.32	0.81	46
Benchmark	Grayside - Grayside Balanced Income 3 Benchmark - Jan 09	GBP	9.95	-4.27	4.07	23.95	0.00	-	46

Performance figures to last month end

Portfolio Expense - The portfolio expense is calculated using the weighted value of the Ongoing Costs Ex Ante of the portfolio constituents. Where the Ongoing Costs Ex Ante is not available the OCF is used, and where this is not available the TER is used.

Please note: Historic yield figures will only be provided for funds with at least 12 months of performance history.

Portfolio Composition		3 Months				1 Year				FE fundinfo Crown Rating	
Fund Manager	Name	Original % Holding	Current % Holding	Hist. Yield	Perf.	Est. Contrb	Qtl	Perf.	Est. Contrb		Qtl
Invesco Fund Managers Ltd**	Corporate Bond (UK) Z Inc - Jul 95	7.00	6.98	2.83	1.79	0.13	2	5.14	0.36	1	W W W
Rathbone Unit Trust Mgmt Ltd	Ethical Bond Fund I Inc GBP - May 02	7.00	6.96	3.60	2.99	0.21	1	5.67	0.40	1	W W W W
Fidelity International (FIL In	Global Enhanced Income W Inc - Oct 13	6.00	6.02	4.96	-1.31	-0.08	4	-1.55	-0.09	2	W W W W
T. Bailey Fund Svcs Ltd (ACD)	Global Income & Growth B Dist - Jun 11	6.00	6.08	3.65	-3.88	-0.23	4	-12.37	-0.74	4	W W W W W
Threadneedle Investment Servic	Global Equity Income ZNI GBP - Jun 07	6.00	6.15	3.32	1.52	0.09	2	-6.90	-0.41	3	W W W W W
Architas Multi-Manager Ltd	Diversified Real Assets D Acc - Aug 14	5.00	5.00	2.95	1.39	0.07		-2.09	-0.10		W W W W W W
Artemis Fund Managers Limited	Strategic Bond I Quarterly Inc - Jun 05	5.00	4.97	2.60	1.63	0.08	3	3.68	0.18	2	W W W W W
Church House Investment Mgmt**	Tenax Absolute Return Strategies C Acc GBP - Nov 07	5.00	5.01	0.86	0.98	0.05		1.42	0.07		W W W W W
Janus Henderson Global Investo**	Strategic Bond I Inc - Jan 95	5.00	4.93	3.00	2.16	0.11	2	5.70	0.29	1	W W W W W W
Ninety One Fund Managers UK Li	Diversified Income I Inc-2 GBP - Apr 04	5.00	4.95	4.07	1.66	0.08	1	2.05	0.10	2	W W W W W
Threadneedle Investment Servic	UK Equity Income ZNI GBP - Jan 95	5.00	5.06	3.91	-1.56	-0.08	2	-12.67	-0.63	1	W W W W W
Troy Asset Management Ltd	Trojan Income O Acc - Sep 04	5.00	5.11	3.63	0.68	0.03	1	-8.55	-0.43	1	W W W W W W
Valu-Trac Investment Managemen	Gravis UK Infrastructure Income C Inc GBP - Jan 16	5.00	4.89	4.66	-0.06	0.00		-0.52	-0.03		W W W W W W W
BMO	UK Property Feeder 2 Inc - Jun 10	4.00	3.94	2.78	-0.09	0.00	2	1.84	0.07	1	N/A
JO Hambro Capital Management	UK Equity Income A Inc - Nov 04	4.00	3.97	5.40	-9.29	-0.37	4	-29.30	-1.17	4	W W W W W
Legg Mason Investments (Irean**	Brandywine Global Fixed Income X Acc GBP - Oct 03	4.00	3.96	-	-0.92	-0.04	3	-2.65	-0.11	4	W W W W W
Marlborough Fund Managers	Multi Cap Income P Acc - Jul 11	4.00	4.08	4.90	-0.36	-0.01	1	-13.80	-0.55	2	W W W W W
TwentyFour Asset Management LL	Dynamic Bond I Net Acc GBP - Apr 10	4.00	4.05	3.75	3.28	0.13	1	3.19	0.13	3	W W W W W
Aberdeen Standard Fund Manager	Global Inflation Linked Bond Ret Platform 1 Inc - May 04	3.00	2.95	0.94	1.30	0.04	2	4.14	0.12	1	W W W W W
Pictet Asset Management (Europ	Emerging Local Currency Debt I dy GBP - Jun 06	3.00	2.97	5.62	-3.00	-0.09	2	-5.89	-0.18	2	W W W W W
Asset Class	UT Cash/Money Market - Mar 90	2.00	1.99	-	0.04	0.00		0.12	0.00		N/A
<b>Total Portfolio</b>		<b>100.00</b>	<b>100.00</b>	<b>3.32</b>	<b>-0.18</b>			<b>-5.70</b>			
<b>Selected Benchmark</b>	<b>Grayside - Grayside Balanced Income 3 Benchmark - Jan 09</b>				<b>0.33</b>			<b>-4.27</b>			

Performance figures to last month end, rebased in Pounds Sterling, ordered by largest original holdings.

Estimated contribution values are based on the percentage weightings being correct at the start of the analysed performance period.

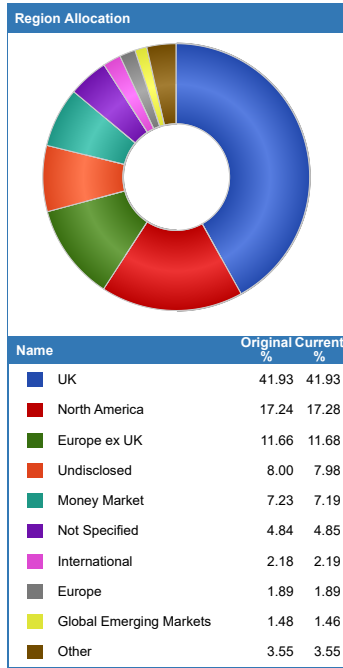
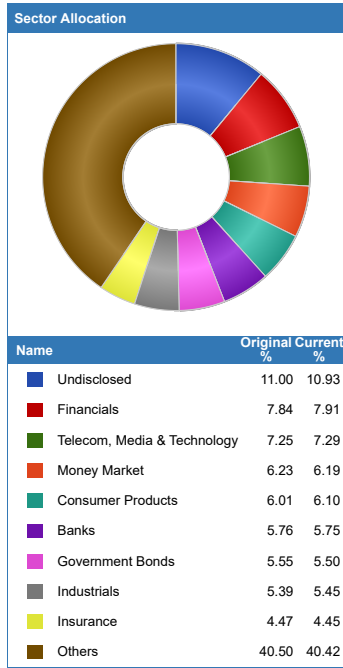
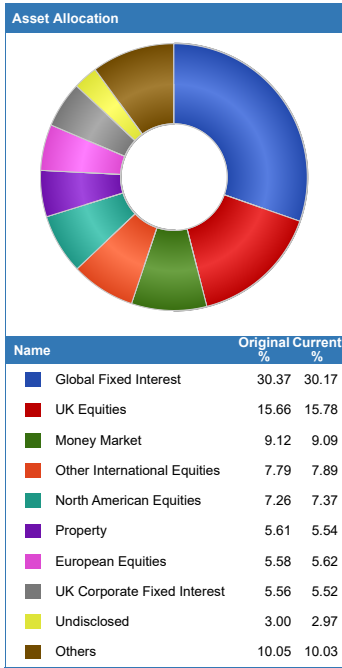
Original weightings reflect the weightings at the last portfolio change - 01/08/2020.

Please note: Historic yield figures will only be provided for funds with at least 12 months of performance history.

Portfolio Ratios							
Fund Manager	Name	Volatility	Alpha	Beta	Sharpe	r <sup>2</sup>	
Invesco Fund Managers Ltd	Corporate Bond (UK) Z Inc - Jul 95	4.49	3.47	0.43	0.14	0.68	
Rathbone Unit Trust Mgmt Ltd	Ethical Bond Fund I Inc GBP - May 02	5.94	4.34	0.57	0.28	0.70	
Fidelity International (FIL In	Global Enhanced Income W Inc - Oct 13	9.16	5.34	0.88	0.33	0.69	
T. Bailey Fund Svcs Ltd (ACD)	Global Income & Growth B Dist - Jun 11	16.76	-5.14	1.79	-0.01	0.86	
Threadneedle Investment Servic	Global Equity Income ZNI GBP - Jun 07	13.38	0.26	1.42	0.00	0.85	
Architas Multi-Manager Ltd	Diversified Real Assets D Acc - Aug 14	7.11	0.04	0.76	0.00	0.85	
Artemis Fund Managers Limited	Strategic Bond I Quarterly Inc - Jun 05	5.13	2.58	0.49	0.00	0.70	
Church House Investment Mgmt	Tenax Absolute Return Strategies C Acc GBP - Nov 07	3.49	0.60	0.38	0.00	0.90	
Janus Henderson Global Investo	Strategic Bond I Inc - Jan 95	5.85	4.32	0.46	0.25	0.47	
Ninety One Fund Managers UK Li	Diversified Income I Inc-2 GBP - Apr 04	5.24	1.70	0.54	0.00	0.80	
Threadneedle Investment Servic	UK Equity Income ZNI GBP - Jan 95	15.38	-4.34	1.64	-0.01	0.86	
Troy Asset Management Ltd	Trojan Income O Acc - Sep 04	11.64	-0.85	1.25	0.00	0.86	
Valu-Trac Investment Managemen	Gravis UK Infrastructure Income C Inc GBP - Jan 16	8.53	3.76	0.86	0.17	0.77	
BMO	UK Property Feeder 2 Inc - Jun 10	5.12	0.89	-0.16	0.00	0.07	
JO Hambro Capital Management	UK Equity Income A Inc - Nov 04	20.49	-11.91	2.11	-0.03	0.80	
Legg Mason Investments (Irean	Brandywine Global Fixed Income X Acc GBP - Oct 03	7.69	0.88	0.41	0.00	0.21	
Marlborough Fund Managers	Multi Cap Income P Acc - Jul 11	18.90	-5.19	2.04	-0.01	0.88	
TwentyFour Asset Management LL	Dynamic Bond I Net Acc GBP - Apr 10	7.50	2.18	0.74	0.00	0.72	
Aberdeen Standard Fund Manager	Global Inflation Linked Bond Ret Platform 1 Inc - May 04	5.51	4.48	0.17	0.20	0.07	
Pictet Asset Management (Europ	Emerging Local Currency Debt I dy GBP - Jun 06	10.48	-0.02	0.70	0.00	0.33	
Asset Class	UT Cash/Money Market - Mar 90	0.55	0.53	-0.01	0.00	0.01	
<b>Total Portfolio</b>		<b>8.65</b>	<b>-0.97</b>	<b>0.99</b>	<b>0.00</b>	<b>0.98</b>	
<b>Selected Benchmark</b>	<b>Grayside - Grayside Balanced Income 3 Benchmark - Jan 09</b>	<b>8.68</b>	<b>-</b>	<b>-</b>	<b>0.00</b>	<b>1.00</b>	

Ratio figures based on last 36 months total return performance, rebased in Pounds Sterling. Ratio figures are annualised where applicable.

The benchmark for each holding is the portfolio benchmark.



### Top 10 Holdings

Rank	Current %	
1	Undisclosed	9.05
2	Cash/Money Market	1.99
3	HM TREASURY UNITED KINGDOM DMO 1.5% GILT 22/01/21 GBP0.01	0.78
4	ASTRAZENECA PLC	0.78
5	UNILEVER	0.76
6	GLAXOSMITHKLINE	0.74
7	UNITED STATES OF AMER TRESAS BILLS 1.5% TB 31/08/24 USD100	0.64
8	INSIGHT HIGH GRADE ABS F GBP	0.59
9	XTRACKERS II X GLOBAL INFLATION-LINKED GBP	0.49
10	UNITED STATES OF AMER TRESAS NOTES 0% TNT 30/04/22 USD100	0.47

Portfolio breakdown and holdings are based on latest published data for each constituent which may have different publication dates. Original % is based on current holdings and should be used as a guide. Original weightings reflect the weightings at the last portfolio change - 01/08/2020.

