



Portfolio Summary										
Instrument	Name	Currency	6m	1y	3y	5y	Hist. Yield	Portfolio Expense	FE fundinfo Risk Score	
Portfolio	Grayside\Grayside SRI Cautious Growth - Sep 12	GBP	-0.62	3.26	10.41	27.61	2.44	0.55	31	
Benchmark	Grayside - Grayside SRI Cautious Growth Composite - Sep 12	GBP	0.45	4.22	13.26	34.19	0.00	-	37	

Performance figures to last month end

Portfolio Expense - The portfolio expense is calculated using the weighted value of the Ongoing Costs Ex Ante of the portfolio constituents. Where the Ongoing Costs Ex Ante is not available the OCF is used, and where this is not available the TER is used. Please note: Historic yield figures will only be provided for funds with at least 12 months of performance history.

Portfolio Composition											
Fund Manager	Name	Original % Holding	Current % Holding	Hist. Yield	3 Months			1 Year			FE fundinfo Crown Rating
					Perf.	Est. Contrb	Qtl	Perf.	Est. Contrb	Qtl	
EdenTree Investment Management	Amity Short Dated Bond B - Sep 17	10.00	9.97	1.31	2.61	0.26	4	1.69	0.17	4	N/A
EdenTree Investment Management	Amity Sterling Bond B - Apr 08	10.00	9.87	4.17	7.00	0.70	3	3.52	0.35	2	W/W/W/W/W
Kames Capital plc	Ethical Corporate Bond B Acc - Apr 00	10.00	10.26	2.72	6.42	0.64	3	5.75	0.57	2	W/W
Liontrust Fund Partners LLP	Sustainable Future Corporate Bond 2 Inc - Feb 01	10.00	10.01	3.63	9.43	0.94	1	5.45	0.55	3	W/W/W/W/W
Rathbone Unit Trust Mgmt Ltd	Ethical Bond Fund I Acc GBP - May 02	10.00	10.21	3.86	7.14	0.71	3	5.43	0.54	3	W/W/W/W/W
Royal London Unit Tst Mgrs Ltd	Ethical Bond M Acc - Jan 07	10.00	10.22	3.16	6.63	0.66	3	5.43	0.54	1	W/W/W/W/W
Royal London Unit Tst Mgrs Ltd	Short Term Money Market Y Acc - Jul 99	10.00	9.98	0.68	0.05	0.00	2	0.58	0.06	1	W/W/W/W/W
Threadneedle Investment Servic	UK Social Bond ZNA GBP - Dec 13	10.00	10.13	2.13	4.95	0.50	4	3.26	0.33	4	W/W
EdenTree Investment Management	Amity International B - Sep 99	4.50	4.50	1.54	19.10	0.86	2	2.36	0.11	3	W/W/W/W/W
Quilter Investors Limited**	Ethical Equity R Acc GBP - Sep 05	4.50	4.51	0.83	16.76	0.75	3	3.21	0.14	3	W/W/W/W/W
EdenTree Investment Management	Amity UK B - Mar 88	3.00	2.66	2.20	13.98	0.42	2	-5.77	-0.17	1	W/W/W/W/W
Kames Capital plc**	Ethical Equity B Acc - Jan 95	3.00	2.84	1.89	14.66	0.44	2	-2.99	-0.09	1	W/W
Liontrust Fund Partners LLP	Sustainable Future UK Growth 2 Acc - Feb 01	3.00	2.84	1.62	15.06	0.45	2	-4.46	-0.13	1	W/W/W/W/W
Index	Bank Of England Base Rate - Jan 75	2.00	1.99	-	0.02	0.00		0.56	0.01		N/A
Total Portfolio		100.00	100.00	2.44	7.10			3.26			
Selected Benchmark	Grayside - Grayside SRI Cautious Growth Composite - Sep 12				9.03			4.22			

Performance figures to last month end, rebased in Pounds Sterling, ordered by largest original holdings.

Estimated contribution values are based on the percentage weightings being correct at the start of the analysed performance period.

Original weightings reflect the weightings at the last portfolio change - 01/11/2019.

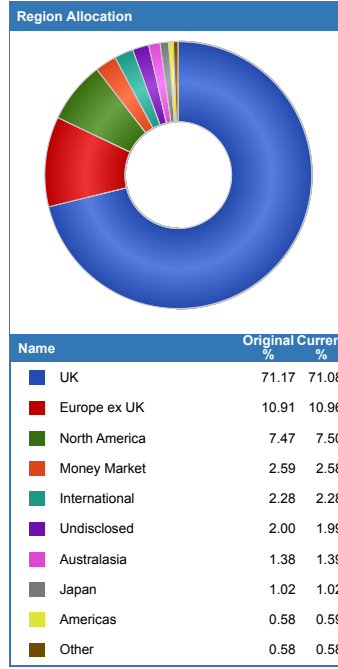
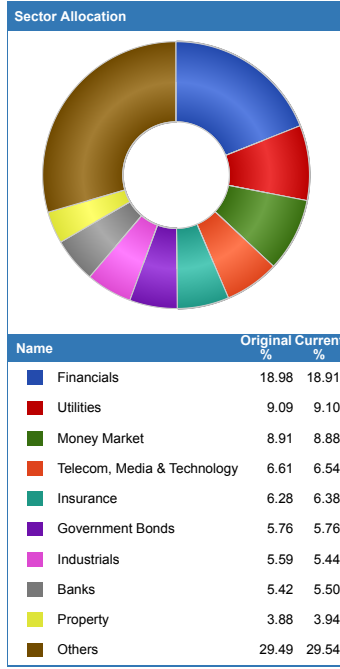
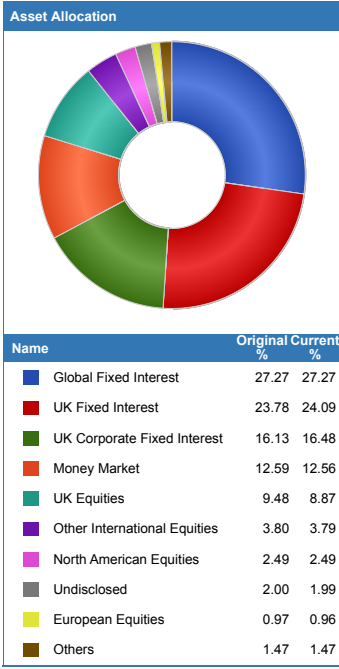
Please note: Historic yield figures will only be provided for funds with at least 12 months of performance history.

** The history of this unit/share class has been extended, at FE fundinfo's discretion, to give a sense of a longer track record of the fund as a whole.

Portfolio Ratios						
Fund Manager	Name	Volatility	Alpha	Beta	Sharpe	r ²
EdenTree Investment Management	Amity Short Dated Bond B - Sep 17	-	-	-	-	-
EdenTree Investment Management	Amity Sterling Bond B - Apr 08	5.34	0.45	0.72	0.00	0.88
Kames Capital plc	Ethical Corporate Bond B Acc - Apr 00	5.36	0.90	0.69	0.07	0.82
Liontrust Fund Partners LLP	Sustainable Future Corporate Bond 2 Inc - Feb 01	7.45	-0.50	1.02	0.04	0.92
Rathbone Unit Trust Mgmt Ltd	Ethical Bond Fund I Acc GBP - May 02	5.91	1.14	0.80	0.19	0.91
Royal London Unit Tst Mgrs Ltd	Ethical Bond M Acc - Jan 07	5.58	1.28	0.74	0.17	0.87
Royal London Unit Tst Mgrs Ltd	Short Term Money Market Y Acc - Jul 99	0.07	0.54	0.00	0.00	0.00
Threadneedle Investment Servic	UK Social Bond ZNA GBP - Dec 13	3.70	0.42	0.50	0.00	0.88
EdenTree Investment Management	Amity International B - Sep 99	14.49	-2.48	1.66	0.02	0.64
Quilter Investors Limited	Ethical Equity R Acc GBP - Sep 05	15.98	-2.73	1.76	0.02	0.59
EdenTree Investment Management	Amity UK B - Mar 88	16.81	-7.61	1.98	-0.01	0.68
Kames Capital plc	Ethical Equity B Acc - Jan 95	17.40	-6.26	1.98	0.00	0.64
Liontrust Fund Partners LLP	Sustainable Future UK Growth 2 Acc - Feb 01	16.55	-2.33	1.90	0.07	0.65
Index	Bank Of England Base Rate - Jan 75	0.06	0.57	0.00	0.00	0.01
Total Portfolio		6.08	-0.22	0.84	0.00	0.94
Selected Benchmark	Grayside - Grayside SRI Cautious Growth Composite - Sep 12	7.00	0.00	1.00	0.11	1.00

Ratio figures based on last 36 months total return performance, rebased in Pounds Sterling. Ratio figures are annualised where applicable.

The benchmark for each holding is the portfolio benchmark.



Top 10 Holdings

Name	Current %
1 Undisclosed	1.99
2 HM TREASURY UNITED KINGDOM DMO 2% GILT 22/07/20 GBP0.01	1.44
3 HM TREASURY UNITED KINGDOM DMO 0% TSY BILL 09/11/20 GBP1	0.52
4 AXA 5.453% UNDATED BDS GBP100000	0.40
5 LLOYDS BANK PLC FRN 10/01/2021	0.39
6 HM TREASURY UNITED KINGDOM DMO 0% TSY BILL 10/08/20 GBP1	0.34
7 MICROSOFT CORP	0.34
8 ALPHABET INC	0.33
9 MOTABILITY OPERATIONS GROUP PLC	0.31
10 LCR FINANCE PLC	0.30

Portfolio breakdown and holdings are based on latest published data for each constituent which may have different publication dates. Original % is based on current holdings and should be used as a guide. Original weightings reflect the weightings at the last portfolio change - 01/11/2019.

