



Portfolio Summary										
Instrument	Name	Currency	6m	1y	3y	5y	Hist. Yield	Portfolio Expense	FE fundinfo	Risk Score
Portfolio	Grayside\Grayside SRI Balanced Growth - Sep 12	GBP	-2.99	1.95	11.07	30.43	2.09	0.66		46
Benchmark	Grayside - Grayside SRI Balanced Growth Composite - Sep 12	GBP	-2.54	1.56	12.07	35.02	0.00	-		50

Performance figures to last month end

Portfolio Expense - The portfolio expense is calculated using the weighted value of the Ongoing Costs Ex Ante of the portfolio constituents. Where the Ongoing Costs Ex Ante is not available the OCF is used, and where this is not available the TER is used. Please note: Historic yield figures will only be provided for funds with at least 12 months of performance history.

Portfolio Composition											
Fund Manager	Name	Original % Holding	Current % Holding	Hist. Yield	3 Months			1 Year			FE fundinfo Crown Rating
					Perf.	Est. Contrb	Qtl	Perf.	Est. Contrb	Qtl	
EdenTree Investment Management	Amity Short Dated Bond B - Sep 17	7.00	7.02	1.31	2.61	0.18	4	1.69	0.12	4	N/A
Kames Capital plc	Ethical Corporate Bond B Acc - Apr 00	7.00	7.23	2.72	6.42	0.45	3	5.75	0.40	2	W/W
Liontrust Fund Partners LLP	Sustainable Future Corporate Bond 2 Inc - Feb 01	7.00	7.05	3.63	9.43	0.66	1	5.45	0.38	3	W/W/W/W
Rathbone Unit Trust Mgmt Ltd	Ethical Bond Fund I Acc GBP - May 02	7.00	7.19	3.86	7.14	0.50	3	5.43	0.38	3	W/W/W/W/W
Royal London Unit Tst Mgrs Ltd	Ethical Bond M Acc - Jan 07	7.00	7.20	3.16	6.63	0.46	3	5.43	0.38	1	W/W/W/W
Royal London Unit Tst Mgrs Ltd	Short Term Money Market Y Acc - Jul 99	7.00	7.03	0.68	0.05	0.00	2	0.58	0.04	1	W/W/W/W/W
EdenTree Investment Management	Amity Sterling Bond B - Apr 08	6.00	5.96	4.17	7.00	0.42	3	3.52	0.21	2	W/W/W/W/W
Threadneedle Investment Servic	UK Social Bond ZNA GBP - Dec 13	6.00	6.11	2.13	4.95	0.30	4	3.26	0.20	4	W/W
EdenTree Investment Management	Amity International B - Sep 99	4.50	4.53	1.54	19.10	0.86	2	2.36	0.11	3	W
EdenTree Investment Management	Amity UK B - Mar 88	4.50	4.01	2.20	13.98	0.63	2	-5.77	-0.26	1	W/W/W/W
FundRock Partners Ltd	WHEB Sustainability C Acc - May 09	4.50	4.92	0.16	21.21	0.95	2	6.09	0.27	2	W/W
Kames Capital plc**	Ethical Equity B Acc - Jan 95	4.50	4.29	1.89	14.66	0.66	2	-2.99	-0.13	1	W/W
Liontrust Fund Partners LLP	Sustainable Future UK Growth 2 Acc - Feb 01	4.50	4.29	1.62	15.06	0.68	2	-4.46	-0.20	1	W/W/W/W/W
Quilter Investors Limited**	Ethical Equity R Acc GBP - Sep 05	4.50	4.54	0.83	16.76	0.75	3	3.21	0.14	3	W
Standard Life Investments	UK Ethical Equity Ret Platform 1 Acc - Mar 98	4.50	3.85	1.83	18.78	0.85	1	-11.33	-0.51	2	W/W/W
Stewart Investors (UK)	Worldwide Sustainability B Acc GBP - Nov 12	4.50	4.85	0.62	16.06	0.72	4	7.91	0.36	2	W/W/W
Pictet Asset Management (Europ)**	Global Environmental Opportunities I dy GBP - Sep 10	4.00	4.59	0.01	21.30	0.85	2	14.27	0.57	1	W/W/W
Unicorn Asset Management	UK Ethical Income B Acc - Apr 16	4.00	3.34	3.86	9.92	0.40	3	-17.84	-0.71	4	W/W/W/W/W
Index	Bank Of England Base Rate - Jan 75	2.00	2.01	-	0.02	0.00		0.56	0.01		N/A
Total Portfolio		100.00	100.00	2.09	9.97			1.95			
Selected Benchmark	Grayside - Grayside SRI Balanced Growth Composite - Sep 12				10.78			1.56			

Performance figures to last month end, rebased in Pounds Sterling, ordered by largest original holdings.

Estimated contribution values are based on the percentage weightings being correct at the start of the analysed performance period.

Original weightings reflect the weightings at the last portfolio change - 01/11/2019.

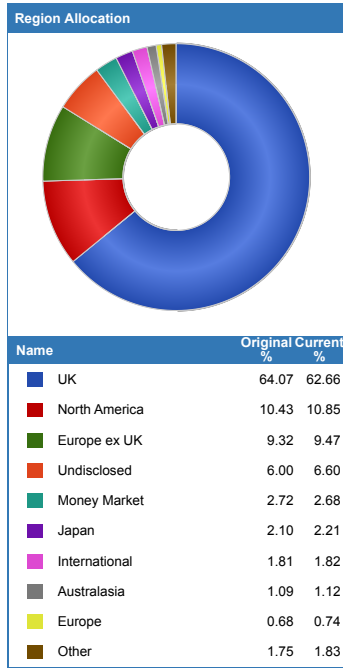
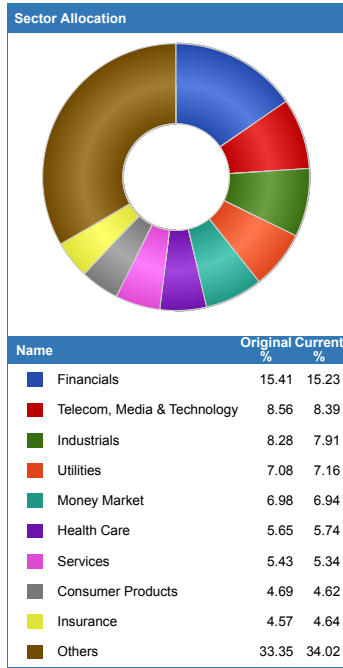
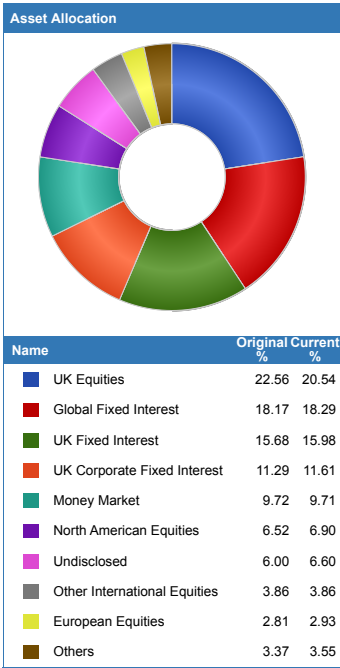
Please note: Historic yield figures will only be provided for funds with at least 12 months of performance history.

** The history of this unit/share class has been extended, at FE fundinfo's discretion, to give a sense of a longer track record of the fund as a whole.

Portfolio Ratios						
Fund Manager	Name	Volatility	Alpha	Beta	Sharpe	r ²
EdenTree Investment Management	Amity Short Dated Bond B - Sep 17	-	-	-	-	-
Kames Capital plc	Ethical Corporate Bond B Acc - Apr 00	5.36	1.96	0.48	0.07	0.61
Liontrust Fund Partners LLP	Sustainable Future Corporate Bond 2 Inc - Feb 01	7.45	0.85	0.75	0.04	0.78
Rathbone Unit Trust Mgmt Ltd	Ethical Bond Fund I Acc GBP - May 02	5.91	2.22	0.59	0.19	0.77
Royal London Unit Tst Mgrs Ltd	Ethical Bond M Acc - Jan 07	5.58	2.38	0.52	0.17	0.67
Royal London Unit Tst Mgrs Ltd	Short Term Money Market Y Acc - Jul 99	0.07	0.54	0.00	0.00	0.01
EdenTree Investment Management	Amity Sterling Bond B - Apr 08	5.34	1.33	0.54	0.00	0.79
Threadneedle Investment Servic	UK Social Bond ZNA GBP - Dec 13	3.70	1.13	0.36	0.00	0.71
EdenTree Investment Management	Amity International B - Sep 99	14.49	-1.44	1.49	0.02	0.81
EdenTree Investment Management	Amity UK B - Mar 88	16.81	-6.22	1.73	-0.01	0.81
FundRock Partners Ltd	WHEB Sustainability C Acc - May 09	16.57	2.06	1.47	0.21	0.60
Kames Capital plc	Ethical Equity B Acc - Jan 95	17.40	-4.87	1.74	0.00	0.76
Liontrust Fund Partners LLP	Sustainable Future UK Growth 2 Acc - Feb 01	16.55	-1.03	1.69	0.07	0.79
Quilter Investors Limited	Ethical Equity R Acc GBP - Sep 05	15.98	-1.73	1.60	0.02	0.77
Standard Life Investments	UK Ethical Equity Ret Platform 1 Acc - Mar 98	23.34	-7.86	2.40	-0.01	0.81
Stewart Investors (UK)	Worldwide Sustainability B Acc GBP - Nov 12	10.35	4.43	0.86	0.40	0.52
Pictet Asset Management (Europ)	Global Environmental Opportunities I dy GBP - Sep 10	14.96	6.14	1.38	0.51	0.65
Unicorn Asset Management	UK Ethical Income B Acc - Apr 16	18.69	-10.00	1.81	-0.02	0.71
Index	Bank Of England Base Rate - Jan 75	0.06	0.57	0.00	0.00	0.03
Total Portfolio		8.83	-0.17	0.97	0.01	0.92
Selected Benchmark	Grayside - Grayside SRI Balanced Growth Composite - Sep 12	8.73	0.00	1.00	0.04	1.00

Ratio figures based on last 36 months total return performance, rebased in Pounds Sterling. Ratio figures are annualised where applicable.

The benchmark for each holding is the portfolio benchmark.



Top 10 Holdings

Rank	Current %	
1	Undisclosed	2.01
2	HM TREASURY UNITED KINGDOM DMO 2% GILT 22/07/20 GBP0.01	1.02
3	PRUDENTIAL PLC	0.37
4	HM TREASURY UNITED KINGDOM DMO 0% TSY BILL 09/11/20 GBP1	0.36
5	MICROSOFT CORP	0.34
6	KINGSPAN GROUP	0.33
7	UNILEVER	0.35
8	ALPHABET INC	0.33
9	GLAXOSMITHKLINE	0.28
10	AXA 5.453% UNDATED BDS GBP100000	0.29

Portfolio breakdown and holdings are based on latest published data for each constituent which may have different publication dates. Original % is based on current holdings and should be used as a guide. Original weightings reflect the weightings at the last portfolio change - 01/11/2019.

