



Portfolio Summary										
Instrument	Name	Currency	6m	1y	3y	5y	Hist. Yield	Portfolio Expense	FE fundinfo Score	Risk
Portfolio	Grayside\Grayside Cautious Income 2 - Jan 09	GBP	-2.55	-0.02	6.43	18.54	3.55	0.76	33	
Benchmark	Grayside - Grayside Cautious Income 2 Benchmark - Jan 09	GBP	-1.82	0.43	7.56	22.30	0.00	-	33	

Performance figures to last month end

Portfolio Expense - The portfolio expense is calculated using the weighted value of the Ongoing Costs Ex Ante of the portfolio constituents. Where the Ongoing Costs Ex Ante is not available the OCF is used, and where this is not available the TER is used. Please note: Historic yield figures will only be provided for funds with at least 12 months of performance history.

Portfolio Composition												
Fund Manager	Name	Original % Holding	Current % Holding	3 Months				1 Year				FE fundinfo Crown Rating
				Hist. Yield	Perf.	Est. Contrb	Qtl	Perf.	Est. Contrb	Qtl		
BlackRock	Corporate Bond D Inc - Jul 95	7.00	6.97	2.60	9.39	0.66	1	5.09	0.36	3	W W W W W	
Invesco Fund Managers Ltd**	Corporate Bond (UK) Z Inc - Jul 95	7.00	7.01	2.83	6.64	0.46	3	5.32	0.37	3	W W W W W	
Ninety One Fund Managers UK Li	Diversified Income I Inc-2 GBP - Apr 04	7.00	6.99	4.35	6.93	0.49	3	0.35	0.02	3	W W W	
Rathbone Unit Trust Mgmt Ltd	Ethical Bond Fund I Inc GBP - May 02	7.00	6.94	3.91	7.13	0.50	3	5.42	0.38	3	W W W W W	
Artemis Fund Managers Limited	Strategic Bond I Quarterly Inc - Jun 05	6.00	5.95	2.60	6.75	0.40	3	3.65	0.22	2	W W W W	
Franklin Temp Intl Serv SARL	Global Bond W MDis GBP - Oct 05	6.00	5.75	5.11	0.87	0.05	4	-3.61	-0.22	4	W	
Janus Henderson Global Investo**	Strategic Bond I Inc - Jan 95	6.00	6.02	2.98	8.75	0.52	2	6.19	0.37	1	W W W W W	
M&G UK	Optimal Income Inst Inc GBP - Dec 06	6.00	6.09	3.05	7.96	0.48	2	-0.49	-0.03	4	W W W W W	
TwentyFour Asset Management LL	Dynamic Bond I Net Inc GBP - Apr 10	6.00	6.10	4.22	9.20	0.55	2	1.56	0.09	3	W W W W W	
Valu-Trac Investment Managemen	Gravis UK Infrastructure Income C Inc GBP - Jan 16	6.00	5.99	5.15	8.28	0.50		2.46	0.15		W W W W W	
Architas Multi-Manager Ltd	Diversified Real Assets D Acc - Aug 14	5.00	5.05	3.03	6.65	0.33		-1.62	-0.08		W	
Church House Investment Mgmt**	Tenax Absolute Return Strategies C Acc GBP - Nov 07	5.00	4.96	0.86	4.69	0.23		0.68	0.03		W W W W	
Fidelity International (FIL In	Global Enhanced Income W Inc - Oct 13	5.00	5.22	5.12	12.65	0.63	3	3.26	0.16	1	W W W	
Threadneedle Investment Servic	UK Equity Income ZNI GBP - Jan 95	5.00	4.95	4.48	10.73	0.54	2	-8.19	-0.41	1	W W W W	
BMO	UK Property Feeder 2 Inc - Jun 10	4.00	3.85	2.78	-4.17	-0.17	4	-3.99	-0.16	2	N/A	
M&G UK	Global Floating Rate High Yield IH Inc GBP - Sep 14	4.00	4.12	5.23	9.99	0.40	3	-7.38	-0.30	4	W	
Aberdeen Standard Fund Manager	Global Inflation Linked Bond Ret Platform 1 Inc - May 04	3.00	3.00	1.28	4.94	0.15	3	6.08	0.18	2	W W W W W	
Pictet Asset Management (Europ	Emerging Local Currency Debt I dy GBP - Jun 06	3.00	3.13	5.62	10.34	0.31	3	-0.84	-0.03	2	W W W	
Asset Class	UT Cash/Money Market - Mar 90	2.00	1.94	-	0.14	0.00		0.14	0.00		N/A	
Total Portfolio		100.00	100.00	3.55	6.95			-0.02				
Selected Benchmark	Grayside - Grayside Cautious Income 2 Benchmark - Jan 09				8.48			0.43				

Performance figures to last month end, rebased in Pounds Sterling, ordered by largest original holdings.

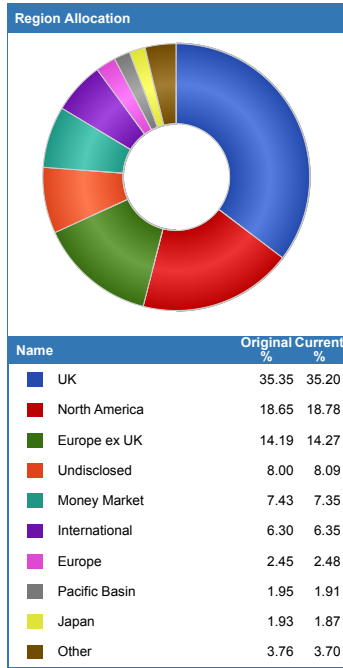
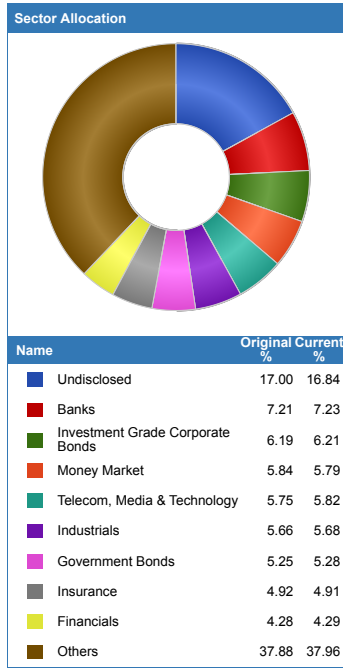
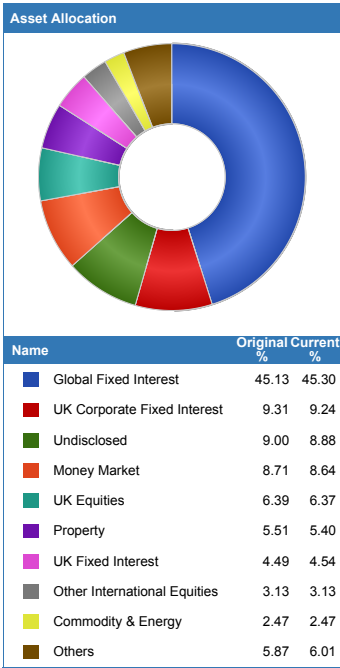
Estimated contribution values are based on the percentage weightings being correct at the start of the analysed performance period.

Original weightings reflect the weightings at the last portfolio change - 01/05/2020.

Please note: Historic yield figures will only be provided for funds with at least 12 months of performance history.

Portfolio Ratios							
Fund Manager	Name	Volatility	Alpha	Beta	Sharpe	r ²	
BlackRock	Corporate Bond D Inc - Jul 95	6.56	1.99	0.90	0.11	0.82	
Invesco Fund Managers Ltd	Corporate Bond (UK) Z Inc - Jul 95	4.45	2.10	0.62	0.04	0.85	
Ninety One Fund Managers UK Li	Diversified Income I Inc-2 GBP - Apr 04	5.16	0.25	0.73	0.00	0.87	
Rathbone Unit Trust Mgmt Ltd	Ethical Bond Fund I Inc GBP - May 02	5.92	2.56	0.83	0.19	0.85	
Artemis Fund Managers Limited	Strategic Bond I Quarterly Inc - Jun 05	5.10	1.37	0.71	0.00	0.83	
Franklin Temp Intl Serv SARL	Global Bond W MDis GBP - Oct 05	8.27	0.97	0.21	0.00	0.03	
Janus Henderson Global Investo	Strategic Bond I Inc - Jan 95	5.64	2.79	0.70	0.18	0.67	
M&G UK	Optimal Income Inst Inc GBP - Dec 06	6.81	-1.12	0.94	0.00	0.83	
TwentyFour Asset Management LL	Dynamic Bond I Net Inc GBP - Apr 10	7.43	0.16	1.04	0.00	0.84	
Valu-Trac Investment Managemen	Gravis UK Infrastructure Income C Inc GBP - Jan 16	8.51	1.82	1.10	0.11	0.72	
Architas Multi-Manager Ltd	Diversified Real Assets D Acc - Aug 14	7.07	-1.87	1.02	0.00	0.90	
Church House Investment Mgmt	Tenax Absolute Return Strategies C Acc GBP - Nov 07	3.50	-0.38	0.51	0.00	0.93	
Fidelity International (FIL In	Global Enhanced Income W Inc - Oct 13	9.24	3.92	1.10	0.33	0.61	
Threadneedle Investment Servic	UK Equity Income ZNI GBP - Jan 95	15.24	-6.04	1.97	-0.01	0.72	
BMO	UK Property Feeder 2 Inc - Jun 10	5.14	1.65	-0.21	0.00	0.07	
M&G UK	Global Floating Rate High Yield IH Inc GBP - Sep 14	10.71	-4.75	1.49	-0.01	0.84	
Aberdeen Standard Fund Manager	Global Inflation Linked Bond Ret Platform 1 Inc - May 04	5.53	3.32	0.38	0.13	0.21	
Pictet Asset Management (Europ	Emerging Local Currency Debt I dy GBP - Jun 06	10.87	-0.75	1.06	0.00	0.41	
Asset Class	UT Cash/Money Market - Mar 90	0.55	0.52	0.00	0.00	0.00	
Total Portfolio		6.09	-0.16	0.91	0.00	0.98	
Selected Benchmark	Grayside - Grayside Cautious Income 2 Benchmark - Jan 09	6.58	-	-	0.00	1.00	

Ratio figures based on last 36 months total return performance, rebased in Pounds Sterling. Ratio figures are annualised where applicable. The benchmark for each holding is the portfolio benchmark.



Top 10 Holdings

Rank	Current %	
1	Undisclosed	8.88
2	Cash/Money Market	1.94
3	UNITED STATES OF AMER TRES BILLS 1.5% TB 31/08/24 USD100	0.86
4	BLACKROCK ICS STERLING LIQUIDITY CORE ACC	0.80
5	ASTRAZENECA PLC	0.54
6	SEQUIOIA ECONOMIC INFRASTR INC FD LTD	0.51
7	US TREASURY N/B 0.125 30/04/2022	0.50
8	INSIGHT HIGH GRADE ABS F GBP	0.48
9	GCP INFRASTRUCTURE INVESTMENTS LD ORD 1P JLEN ENVIRONMENTAL	0.46
10	ASSETS GROUP LIMITED ORD NPV	0.45

Portfolio breakdown and holdings are based on latest published data for each constituent which may have different publication dates. Original % is based on current holdings and should be used as a guide. Original weightings reflect the weightings at the last portfolio change - 01/05/2020.

