

Portfolio Summary										
Instrument	Name	Currency	6m	1y	3y	5y	Hist. Yield	Portfolio Expense	FE Risk Score	
Portfolio	Grayside\Grayside SRI Progressive Growth - Sep 12	GBP	-0.47	4.12	19.98	41.78	2.05	0.77	60	
Benchmark	Grayside - Grayside SRI Progressive Growth Composite - Sep 12	GBP	-0.56	1.73	21.23	44.11	0.00	-	69	

Performance figures to last month end

Portfolio Expense - The portfolio expense is calculated using the weighted value of the OCF of the portfolio constituents. Where the OCF is not available the TER is used.

Please note: Historic yield figures will only be provided for funds with at least 12 months of performance history.

Portfolio Composition												
Fund Manager	Name	Original % Holding	Current % Holding	3 Months				1 Year				FE Crown Rating
				Hist. Yield	Perf.	Est. Contrb	Qtl	Perf.	Est. Contrb	Qtl		
EdenTree Investment Management	Amity International B - Sep 99	8.50	8.49	1.86	-3.53	-0.30	1	4.32	0.37	2	👑	
Fund Partners Ltd	WHEB Sustainability C Acc - May 09	8.00	7.98	0.11	-2.13	-0.17	1	6.56	0.52	1	👑	
Old Mutl Gbl Investors(UK)Ltd**	Ethical R Acc GBP - Sep 05	8.00	7.73	0.80	-7.74	-0.62	4	-0.69	-0.05	4	👑	
Stewart Investors (UK)	Worldwide Sustainability B Acc GBP - Nov 12	8.00	7.95	0.32	-3.34	-0.27	1	2.27	0.18	2	👑	
Liontrust Investments Limited	Sustainable Future Corporate Bond 2 Inc - Feb 01	7.00	7.15	3.57	-1.81	-0.13	4	2.57	0.18	1	👑	
Rathbone Unit Trust Mgmt Ltd	Ethical Bond Inst Acc - May 02	7.00	7.14	4.04	-1.56	-0.11	3	5.26	0.37	1	👑	
Jupiter Unit Trust Mgrs Ltd	Ecology I Acc - Apr 88	6.50	6.40	0.65	-5.20	-0.34	3	3.15	0.20	2	👑	
EdenTree Investment Management	Amity Sterling Bond B - Apr 08	6.00	6.06	4.48	-1.13	-0.07	3	5.39	0.32	1	👑	
EdenTree Investment Management	Amity UK B - Mar 88	6.00	5.98	2.16	-4.62	-0.28	1	3.13	0.19	2	👑	
Kames Capital plc	Ethical Corporate Bond B Acc - Apr 00	6.00	6.18	3.01	-1.57	-0.09	3	0.96	0.06	4	👑	
Kames Capital plc**	Ethical Equity B Acc - Jan 95	6.00	5.88	2.10	-6.33	-0.38	3	4.08	0.24	2	👑	
Royal London Unit Tst Mgrs Ltd	Ethical Bond M Acc - Jan 07	6.00	6.20	3.71	-0.96	-0.06	2	3.09	0.19	2	👑	
F&C (BMO Global Asset Manageme**	Responsible UK Income 2 Acc - Aug 03	5.00	4.97	3.14	-4.91	-0.25	1	4.29	0.21	1	👑	
Liontrust Investments Limited	Sustainable Future UK Growth 2 Acc - Feb 01	5.00	4.90	1.30	-3.90	-0.19	1	10.31	0.52	1	👑	
Standard Life Investments	UK Ethical Ret Platform 1 Acc - Mar 98	5.00	4.91	1.38	-4.19	-0.21	1	10.55	0.53	1	👑	
Index	Bank Of England Base Rate - Jan 75	2.00	2.07	-	0.12	0.00	-	0.35	0.01	-	N/A	
Total Portfolio		100.00	100.00	2.05	-3.46			4.12				
Selected Benchmark	Grayside - Grayside SRI Progressive Growth Composite - Sep 12				-4.30						1.73	

Performance figures to last month end, rebased in Pounds Sterling, ordered by largest original holdings.

Estimated contribution values are based on the percentage weightings being correct at the start of the analysed performance period.

Original weightings reflect the weightings at the last portfolio change - 01/02/2018.

Please note: Historic yield figures will only be provided for funds with at least 12 months of performance history.

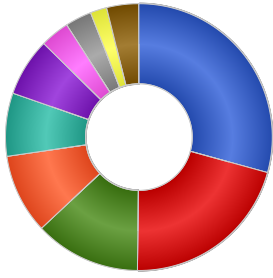
** The history of this unit/share class has been extended, at FE's discretion, to give a sense of a longer track record of the fund as a whole.

Portfolio Ratios						
Fund Manager	Name	Volatility	Alpha	Beta	Sharpe	r ²
EdenTree Investment Management	Amity International B - Sep 99	10.76	0.18	1.19	0.41	0.69
Fund Partners Ltd	WHEB Sustainability C Acc - May 09	12.25	1.59	1.28	0.52	0.61
Old Mutl Gbl Investors(UK)Ltd	Ethical R Acc GBP - Sep 05	10.84	1.47	1.19	0.53	0.68
Stewart Investors (UK)	Worldwide Sustainability B Acc GBP - Nov 12	11.18	2.53	1.28	0.67	0.73
Liontrust Investments Limited	Sustainable Future Corporate Bond 2 Inc - Feb 01	6.04	0.34	0.59	0.12	0.54
Rathbone Unit Trust Mgmt Ltd	Ethical Bond Inst Acc - May 02	4.21	2.24	0.37	0.29	0.44
Jupiter Unit Trust Mgrs Ltd	Ecology I Acc - Apr 88	10.16	1.31	1.08	0.48	0.63
EdenTree Investment Management	Amity Sterling Bond B - Apr 08	3.66	1.44	0.33	0.03	0.45
EdenTree Investment Management	Amity UK B - Mar 88	8.98	0.68	0.69	0.17	0.34
Kames Capital plc	Ethical Corporate Bond B Acc - Apr 00	4.49	0.41	0.40	0.00	0.44
Kames Capital plc	Ethical Equity B Acc - Jan 95	11.97	-0.73	0.81	0.05	0.26
Royal London Unit Tst Mgrs Ltd	Ethical Bond M Acc - Jan 07	4.99	0.96	0.46	0.09	0.47
F&C (BMO Global Asset Manageme	Responsible UK Income 2 Acc - Aug 03	8.80	1.55	0.72	0.30	0.37
Liontrust Investments Limited	Sustainable Future UK Growth 2 Acc - Feb 01	10.35	3.41	0.87	0.53	0.40
Standard Life Investments	UK Ethical Ret Platform 1 Acc - Mar 98	13.43	6.16	0.60	0.45	0.11
Index	Bank Of England Base Rate - Jan 75	0.04	0.40	0.00	0.00	0.01
Total Portfolio		7.09	0.65	0.85	0.39	0.80
Selected Benchmark	Grayside - Grayside SRI Progressive Growth Composite - Sep 12	7.51	0.00	1.00	0.42	1.00

Ratio figures based on last 36 months total return performance, rebased in Pounds Sterling. Ratio figures are annualised where applicable.

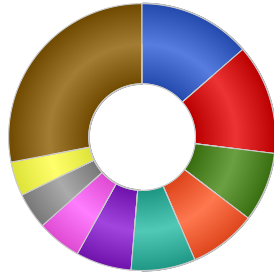
The benchmark for each holding is the portfolio benchmark.

Asset Allocation



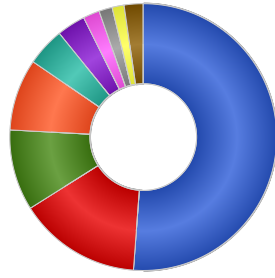
Name	Original %	Current %
UK Equities	29.29	28.90
Global Fixed Interest	20.89	21.34
North American Equities	12.86	12.67
UK Fixed Interest	9.66	9.90
European Equities	7.65	7.55
Other International Equities	7.03	7.02
Japanese Equities	3.52	3.46
Money Market	3.22	3.21
Undisclosed	2.00	2.07
Others	3.89	3.88

Sector Allocation



Name	Original %	Current %
Industrials	13.60	13.35
Financials	13.36	13.37
Consumer Products	8.42	8.34
Telecom, Media & Technology	8.16	8.11
Health Care	7.77	7.71
Services	6.76	6.71
Basic Materials	5.38	5.34
Insurance	4.41	4.51
Utilities	4.14	4.16
Others	28.00	28.40

Region Allocation



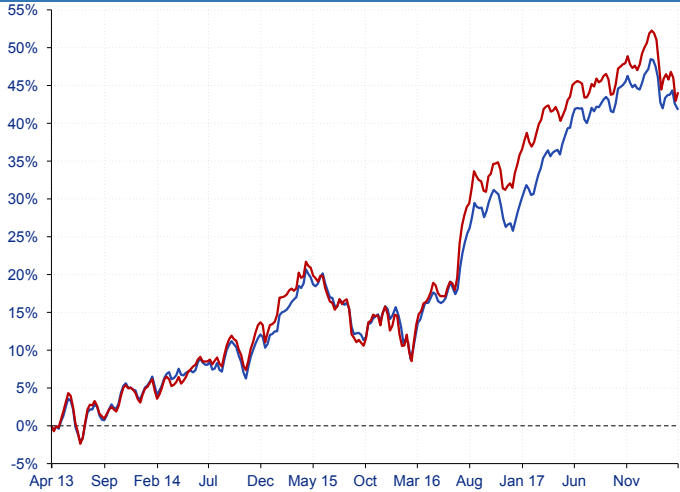
Name	Original %	Current %
UK	51.18	51.28
North America	14.89	14.72
Europe ex UK	9.80	9.75
International	8.69	8.83
Japan	4.61	4.55
Money Market	3.48	3.46
Undisclosed	2.00	2.07
Pacific Basin	1.61	1.60
Europe	1.45	1.44
Other	2.30	2.29

Top 10 Holdings

Rank	Company Name	Current %
1	Undisclosed	2.07
2	PRUDENTIAL PLC	0.94
3	UNILEVER	0.66
4	XYLEM INC	0.63
5	HENKELAG & CO KGAA	0.60
6	SMITH(DS)	0.58
7	VODAFONE GROUP	0.56
8	WATERS CORP	0.54
9	ANSYS INC	0.43
10	RELX PLC	0.41

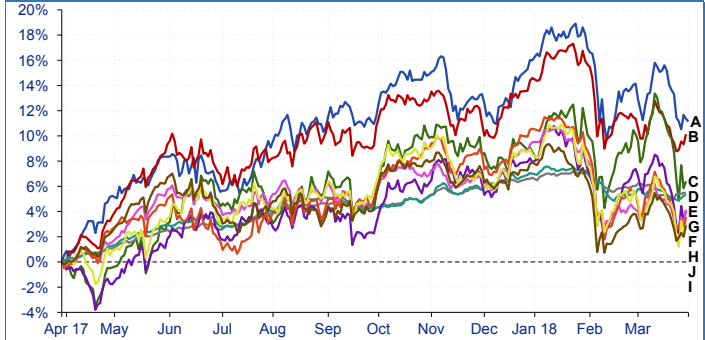
Portfolio breakdown and holdings are based on latest published data for each constituent which may have different publication dates. Original % is based on current holdings and should be used as a guide. Original weightings reflect the weightings at the last portfolio change - 01/02/2018.

Portfolio Backtested vs. Benchmark over 5 years



A - Grayside\Grayside SRI Progressive Growth - [41.78%]
 B - Grayside - Grayside SRI Progressive Growth Composite - [44.11%]
 29/03/2013 - 30/03/2018 Powered by data from FE

Relative Performance of Holdings over 1 year



A - Standard Life Investments UK Ethical Ret Platfor.. - [11.15%]
 B - Liontrust Investments Limited Sustainable Future.. - [10.12%]
 C - Fund Partners Ltd WHEB Sustainability C Acc - [6.41%]
 D - EdenTree Investment Management Amity Sterling Bo.. - [5.48%]
 E - Rathbone Unit Trust Mgmt Ltd Ethical Bond Inst Acc - [5.33%]
 F - EdenTree Investment Management Amity Internation.. - [4.09%]
 G - F&C (BMO Global Asset Managemem Responsible UK In.. - [4.14%]
 H - Kames Capital plc Ethical Equity B Acc - [3.57%]
 I - Jupiter Unit Trust Mgrs Ltd Ecology I Acc - [2.89%]
 J - EdenTree Investment Management Amity UK B - [2.90%]
 30/03/2017 - 30/03/2018 Powered by data from FE

